

KSU SEHDCS Employment data of (

Programs	Graduate	Employed	Graduates	Employed	Graduates	Employed	Graduates
	2016-2017		2017-2018		2018-2019		2019-20
IECE	0	0	1	1	0	0	0
Biology Ed.	0	0	0	0	0	0	1
Social Stud. Ed.	0	0	1	1	1	1	0
English Ed.	0	0	0	0	0	0	0
Math Ed.	0	0	3	3	1	0	1
Music Ed.	1	1	0	0	2	2	0
PE & Health	1	1	3	3	0	0	0
Special Ed.	5	4	3	3	3	3	1
CDF	n/a	n/a	n/a	n/a	n/a	n/a	n/a
Elem. Ed.	4	4	9	7	3	2	5
TOTAL	11	10	20	18	10	8	8

Graduates

	Employed	Graduates	Employed	Graduates	Employed	Graduates	Employed	Graduates	Employed
2020	2020-2021		2021-2022		2022-2023		2023-2024		
	0	0	0	0	0	0	0	0	0
	1	0	0	0	0	0	0	0	0
	0	0	0	2	2	0	0	1	1
	0	0	0	1	1	0	0	2	2
	1	0	0	0	0	0	0	0	0
	0	0	0	1	1	0	0	1	1
	0	4	3	5	5	0	0	1	1
	1	5	5	5	5	7	7	2	2
n/a		0	0	4	4	1	1	7	7
	5	3	2	7	7	10	10	9	9
	8	12	10	25	25	18	18	23	23

2024-2025		2016-2025	
Graduates	Employed	Grad Tot	Empl Tot

0	0	1	1
0	0	1	1
0	0	5	5
1	1	4	4
2	2	7	6
0	0	5	5
2	2	16	15
2	2	33	32
4	4	16	16
3	3	53	49
14	14	141	134

STUDENTS

12

10

8

6

4

2

0

1

2

3

4

5

6

7

8

0

0

0

0

0

0

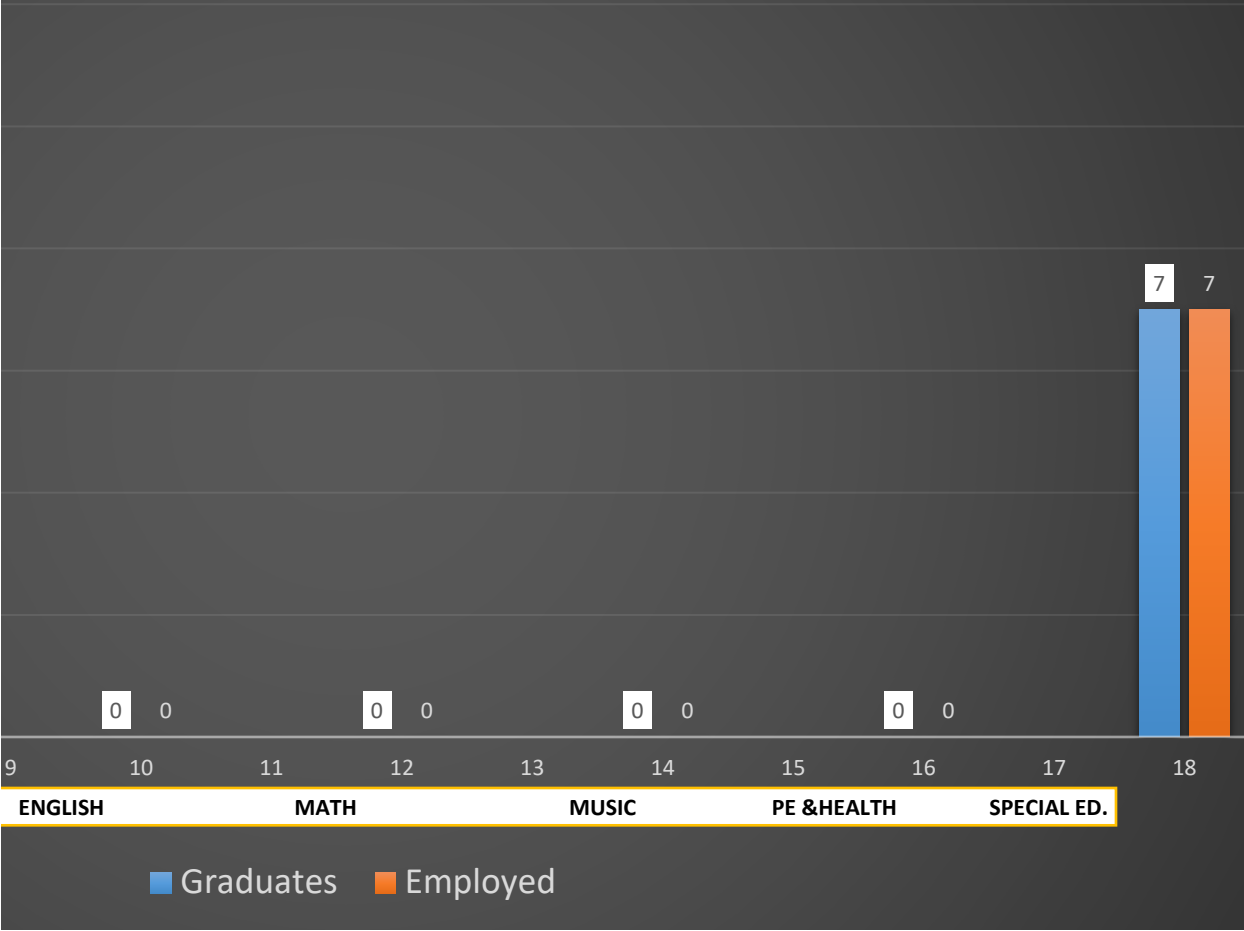
0

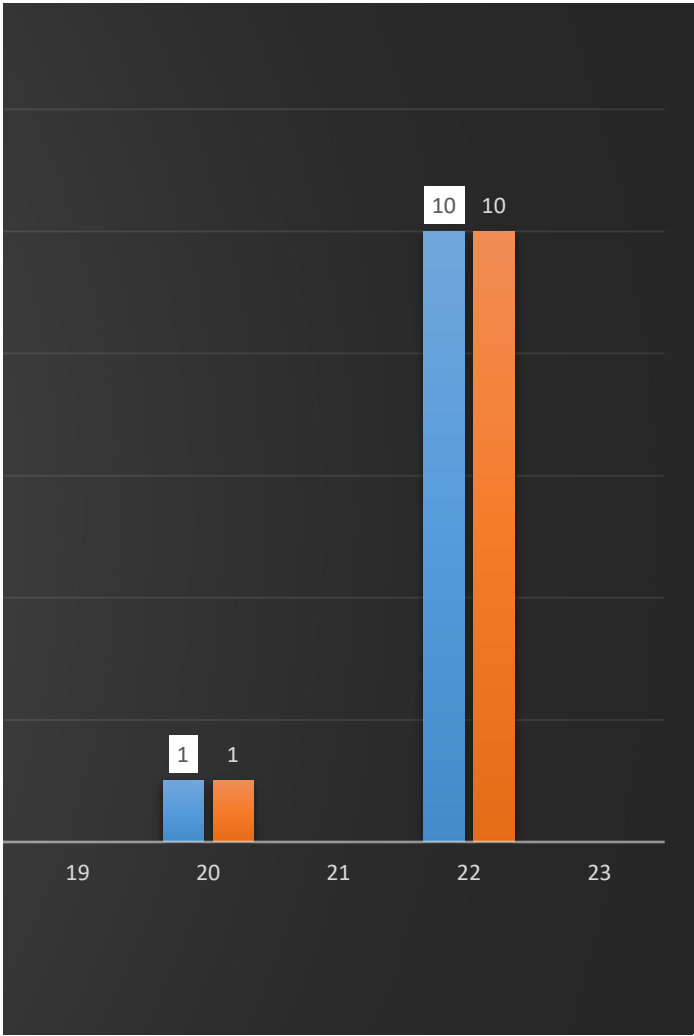
IECE

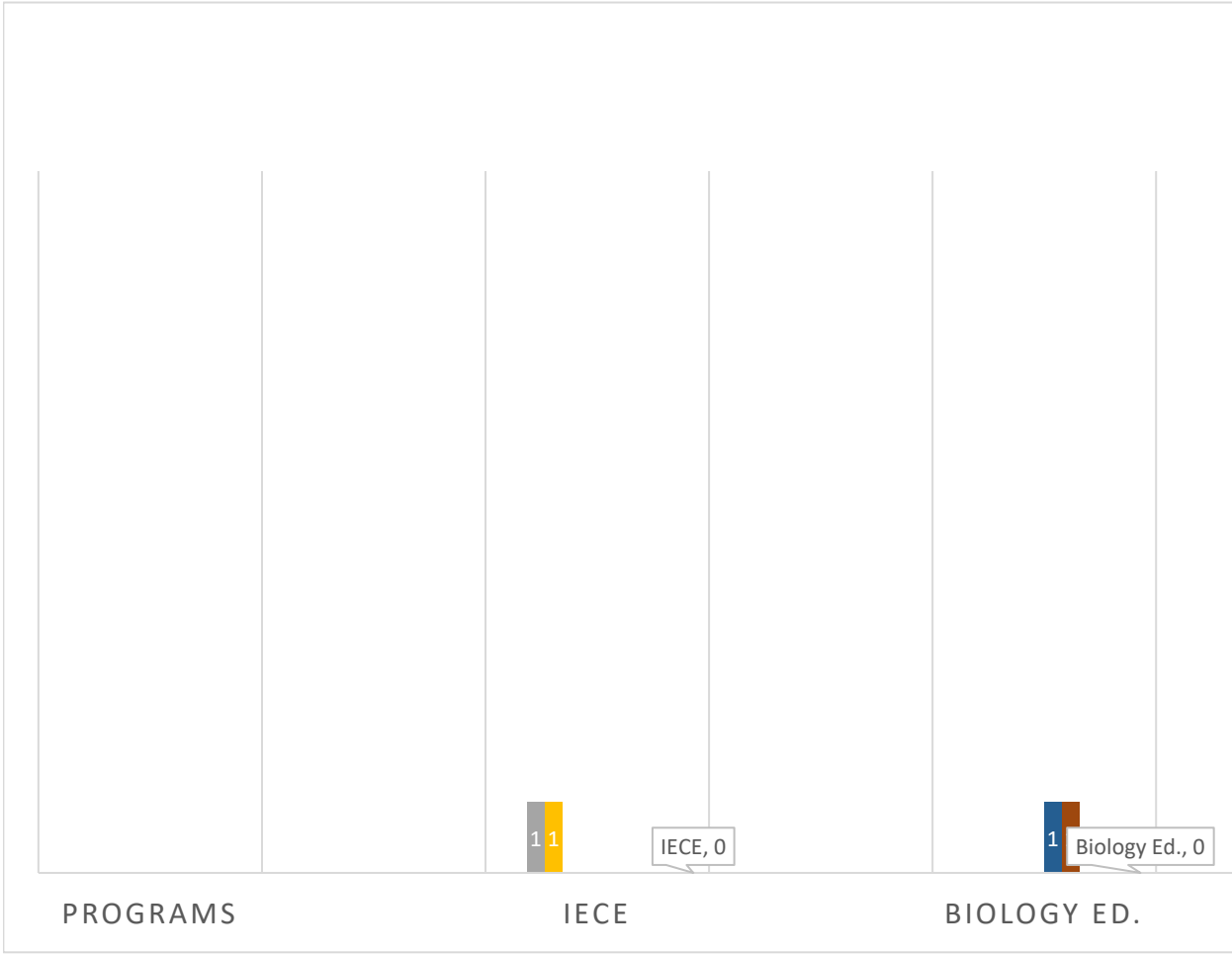
BIOLOGY

SOCIAL STUD

2016-2022 Totals

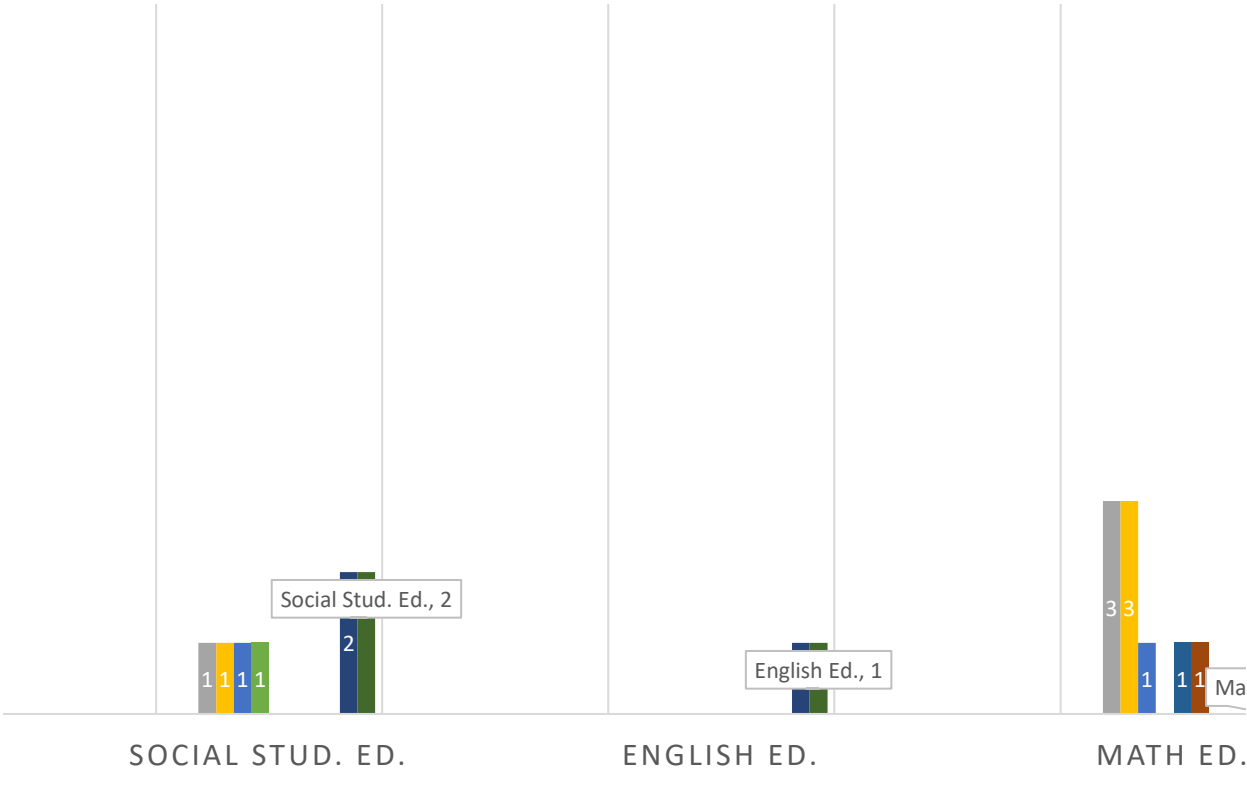






GRADUATES

■ 2016-2017 ■ 2017-2018 ■ 2018-2019



& EMPLOYMENT

■ ■ 2019-2020
 ■ ■ 2020-2021
 ■ ■ 2021-2022
 ■

