


**Summary Institution-Level Pass Rate Data: Traditional Teacher Preparation Program Within IHE**

		<p align="center"><b>HEOA - Title II 2023 - 2024 Academic Year</b></p>				
<b>Institution Name</b>		Kentucky State University				
<b>Institution Code</b>		1368				
<b>State</b>		Kentucky				
<i>April 4, 2025</i>						
				<b>Statewide</b>		
<b>Group</b>	<b>Number Taking Assessment<sup>1</sup></b>	<b>Number Passing Assessment<sup>2</sup></b>	<b>Institutional Pass Rate</b>	<b>Number Taking Assessment<sup>1</sup></b>	<b>Number Passing Assessment<sup>2</sup></b>	<b>Statewide Pass Rate</b>
All program completers, 2023-24	12	8	67%	1340	1244	93%
All program completers, 2022-23	7			1488	1420	95%
All program completers, 2021-22	9			1366	1324	97%
All program completers, combined 2021/22-2023/24 <sup>3</sup>	28	19	68%			


Note: In cases where there are less than ten students taking the assessment or license/certificate, the number passing and pass rate are not reported.

<sup>1</sup> Number of completers taking one or more assessments within their area of specialization.

<sup>2</sup> Summary level "Number Taking Assessment" may differ from assessment level "Number Taking Assessment" because each student is counted once at the summary level but may be counted in multiple assessments at the assessment level.

<sup>3</sup> When two or more completer groups have fewer than ten completers, data is combined across the three completer years into an additional completer group for the Summary pass rates.

**Single Assessment Institution-Level Pass Rate Data: Traditional Teacher Preparation Program Within IHE**


	<b>HEOA - Title II 2023 - 2024 Academic Year</b>
	<b>Institution Name</b>
	<b>Institution Code</b>
	<b>State</b>

Kentucky State University  
1368  
Kentucky


April 4, 2025

Assessment Information <sup>1</sup>	Group	Number Taking Assessment	Number Passing Assessment	Institutional Pass Rate	Institutional Average Scaled Score	Assessment Cut Score <sup>2</sup>	Statewide			
							Number Taking Assessment	Number Passing Assessment	Statewide Pass Rate	Statewide Average Scaled Score
<b>AGRICULTURE (5701)</b>  Test Company: ETS Score Range: 100-200	All enrolled students who have completed all nonclinical courses, 2023-24						2			
	Other enrolled students, 2023-24						3			
	All program completers, 2023-24						24	24	100%	161
	All program completers, 2022-23						30	30	100%	165
	All program completers, 2021-22						27	26	96%	167
<b>ART CONTENT AND ANALYSIS (5135)</b>  Test Company: ETS Score Range: 100-200	All enrolled students who have completed all nonclinical courses, 2023-24						4			
	Other enrolled students, 2023-24						12	10	83%	167
	All program completers, 2023-24						21	18	86%	166
	All program completers, 2022-23						23	21	91%	167
	All program completers, 2021-22						31	28	90%	167
<b>BIOLOGY CONTENT KNOWLEDGE (0235)</b>  Test Company: ETS Score Range: 100-200	All enrolled students who have completed all nonclinical courses, 2023-24									
	Other enrolled students, 2023-24						3			
	All program completers, 2023-24						7			
	All program completers, 2022-23						20	20	100%	163
	All program completers, 2021-22						14	14	100%	162
<b>BIOLOGY (5236)</b>  Test Company: ETS Score Range: 100-200	All enrolled students who have completed all nonclinical courses, 2023-24									
	Other enrolled students, 2023-24						6			
	All program completers, 2023-24						4			
	All program completers, 2022-23									
	All program completers, 2021-22									

**Single Assessment Institution-Level Pass Rate Data: Traditional Teacher Preparation Program Within IHE**

		<b>HEOA - Title II 2023 - 2024 Academic Year</b>								
Institution Name		Kentucky State University								
Institution Code		1368								
State		Kentucky								
							April 4, 2025			
							<b>Statewide</b>			
Assessment Information <sup>1</sup>	Group	Number Taking Assessment	Number Passing Assessment	Institutional Pass Rate	Institutional Average Scaled Score	Assessment Cut Score <sup>2</sup>	Number Taking Assessment	Number Passing Assessment	Statewide Pass Rate	Statewide Average Scaled Score
<b>BUSINESS ED CONTENT KNOWLEDGE (5101)</b>  Test Company: ETS Score Range: 100-200	All enrolled students who have completed all nonclinical courses, 2023-24						3			
	Other enrolled students, 2023-24						18	17	94%	166
	All program completers, 2023-24						6			
	All program completers, 2022-23						7			
	All program completers, 2021-22						4			
<b>CHEMISTRY CONTENT KNOWLEDGE (0245)</b>  Test Company: ETS Score Range: 100-200	All enrolled students who have completed all nonclinical courses, 2023-24									
	Other enrolled students, 2023-24						1			
	All program completers, 2023-24						2			
	All program completers, 2022-23						4			
	All program completers, 2021-22						3			
<b>CHEMISTRY (5246)</b>  Test Company: ETS Score Range: 100-200	All enrolled students who have completed all nonclinical courses, 2023-24									
	Other enrolled students, 2023-24						3			
	All program completers, 2023-24						1			
	All program completers, 2022-23									
	All program completers, 2021-22									
<b>CHINESE (MANDARIN) WORLD LANGUAGE (5665)</b>  Test Company: ETS Score Range: 100-200	All enrolled students who have completed all nonclinical courses, 2023-24									
	Other enrolled students, 2023-24									
	All program completers, 2023-24						1			
	All program completers, 2022-23									
	All program completers, 2021-22									

**Single Assessment Institution-Level Pass Rate Data: Traditional Teacher Preparation Program Within IHE**

	<b>HEOA - Title II 2023 - 2024 Academic Year</b>
	<b>Institution Name</b>
	<b>Institution Code</b>
	<b>State</b>

Kentucky State University


1368

Kentucky


April 4, 2025

Assessment Information <sup>1</sup>	Group	Number Taking Assessment	Number Passing Assessment	Institutional Pass Rate	Institutional Average Scaled Score	Assessment Cut Score <sup>2</sup>	Statewide			
							Number Taking Assessment	Number Passing Assessment	Statewide Pass Rate	Statewide Average Scaled Score
<b>EARTH AND SPACE SCIENCES - CK (5571)</b>  Test Company: ETS Score Range: 100-200	All enrolled students who have completed all nonclinical courses, 2023-24									
	Other enrolled students, 2023-24									
	All program completers, 2023-24						1			
	All program completers, 2022-23						1			
	All program completers, 2021-22						1			
<b>EARTH AND SPACE SCIENCES (5572)</b>  Test Company: ETS Score Range: 100-200	All enrolled students who have completed all nonclinical courses, 2023-24									
	Other enrolled students, 2023-24									
	All program completers, 2023-24						1			
	All program completers, 2022-23									
	All program completers, 2021-22									
<b>ED OF DEAF AND HARD OF HEARING (5272)</b>  Test Company: ETS Score Range: 100-200	All enrolled students who have completed all nonclinical courses, 2023-24						1			
	Other enrolled students, 2023-24						1			
	All program completers, 2023-24						5			
	All program completers, 2022-23						3			
	All program completers, 2021-22						4			
<b>ELEM ED MULTI SUBJ MATHEMATICS (5003)</b>  Test Company: ETS Score Range: 100-200	All enrolled students who have completed all nonclinical courses, 2023-24						158	150	95%	174
	Other enrolled students, 2023-24						522	446	85%	166
	All program completers, 2023-24	6				148	721	711	99%	174
	All program completers, 2022-23	5				148	794	773	97%	174
	All program completers, 2021-22	3				148	718	709	99%	175


**Single Assessment Institution-Level Pass Rate Data: Traditional Teacher Preparation Program Within IHE**

		<b>HEOA - Title II 2023 - 2024 Academic Year</b>								
<b>Institution Name</b>	Kentucky State University									
<b>Institution Code</b>	1368									
<b>State</b>	Kentucky									
							April 4, 2025			
Assessment Information <sup>1</sup>	Group	Number Taking Assessment	Number Passing Assessment	Institutional Pass Rate	Institutional Average Scaled Score	Assessment Cut Score <sup>2</sup>	Statewide			
							Number Taking Assessment	Number Passing Assessment	Statewide Pass Rate	Statewide Average Scaled Score
<b>ELEM ED MULTI SUBJ READING LANG ARTS (5002)</b>  Test Company: ETS Score Range: 100-200	All enrolled students who have completed all nonclinical courses, 2023-24						168	160	95%	170
	Other enrolled students, 2023-24						535	475	89%	166
	All program completers, 2023-24	6				151	724	706	98%	169
	All program completers, 2022-23	5				151	798	787	99%	170
	All program completers, 2021-22	3				151	721	715	99%	170
<b>ELEM ED MULTI SUBJ SCIENCES (5005)</b>  Test Company: ETS Score Range: 100-200	All enrolled students who have completed all nonclinical courses, 2023-24						158	133	84%	166
	Other enrolled students, 2023-24						505	429	85%	164
	All program completers, 2023-24	6				152	721	683	95%	167
	All program completers, 2022-23	5				152	792	766	97%	169
	All program completers, 2021-22	3				152	716	707	99%	170
<b>ELEM ED MULTI SUBJ SOCIAL STUDIES (5004)</b>  Test Company: ETS Score Range: 100-200	All enrolled students who have completed all nonclinical courses, 2023-24						156	130	83%	160
	Other enrolled students, 2023-24						497	407	82%	160
	All program completers, 2023-24	6				148	719	679	94%	162
	All program completers, 2022-23	5				148	792	761	96%	164
	All program completers, 2021-22	3				148	718	704	98%	166
<b>ENGLISH LANGUAGE ARTS: CONTENT AND ANALYSIS (5039)</b>  Test Company: ETS Score Range: 100-200	All enrolled students who have completed all nonclinical courses, 2023-24						15	10	67%	171
	Other enrolled students, 2023-24						28	25	89%	172
	All program completers, 2023-24	1				164	54	51	94%	173
	All program completers, 2022-23						83	78	94%	175
	All program completers, 2021-22	1				164	74	73	99%	176

**Single Assessment Institution-Level Pass Rate Data: Traditional Teacher Preparation Program Within IHE**

		<b>HEOA - Title II 2023 - 2024 Academic Year</b>								
<b>Institution Name</b>		Kentucky State University								
<b>Institution Code</b>		1368								
<b>State</b>		Kentucky								
							April 4, 2025			
							Statewide			
<i>Assessment Information</i> <sup>1</sup>	<i>Group</i>	<i>Number Taking Assessment</i>	<i>Number Passing Assessment</i>	<i>Institutional Pass Rate</i>	<i>Institutional Average Scaled Score</i>	<i>Assessment Cut Score</i> <sup>2</sup>	<i>Number Taking Assessment</i>	<i>Number Passing Assessment</i>	<i>Statewide Pass Rate</i>	<i>Statewide Average Scaled Score</i>
<b>ENGLISH TO SPEAKERS OF OTHER LANGUAGES (5362)</b>  <i>Test Company: ETS</i> <i>Score Range: 100-200</i>	All enrolled students who have completed all nonclinical courses, 2023-24									
	Other enrolled students, 2023-24									
	All program completers, 2023-24						6			
	All program completers, 2022-23						3			
	All program completers, 2021-22						6			
<b>FAMILY AND CONSUMER SCIENCES (5122)</b>  <i>Test Company: ETS</i> <i>Score Range: 100-200</i>	All enrolled students who have completed all nonclinical courses, 2023-24									
	Other enrolled students, 2023-24									
	All program completers, 2023-24						8			
	All program completers, 2022-23						5			
	All program completers, 2021-22						7			
<b>FRENCH WORLD LANGUAGE (5174)</b>  <i>Test Company: ETS</i> <i>Score Range: 100-200</i>	All enrolled students who have completed all nonclinical courses, 2023-24									
	Other enrolled students, 2023-24									
	All program completers, 2023-24									
	All program completers, 2022-23						1			
	All program completers, 2021-22						1			
<b>HEALTH AND PE (5857)</b>  <i>Test Company: ETS</i> <i>Score Range: 100-200</i>	All enrolled students who have completed all nonclinical courses, 2023-24						4			
	Other enrolled students, 2023-24						16	13	81%	162
	All program completers, 2023-24						53	51	96%	166
	All program completers, 2022-23						27	27	100%	165
	All program completers, 2021-22						37	37	100%	166

**Single Assessment Institution-Level Pass Rate Data: Traditional Teacher Preparation Program Within IHE**

	<b>HEOA - Title II 2023 - 2024 Academic Year</b>
	<b>Institution Name</b>
	<b>Institution Code</b>
	<b>State</b>

Kentucky State University


1368

Kentucky

April 4, 2025

Assessment Information <sup>1</sup>	Group	Number Taking Assessment	Number Passing Assessment	Institutional Pass Rate	Institutional Average Scaled Score	Assessment Cut Score <sup>2</sup>	Statewide			
							Number Taking Assessment	Number Passing Assessment	Statewide Pass Rate	Statewide Average Scaled Score
<b>HEALTH EDUCATION (5551)</b>  Test Company: ETS Score Range: 100-200	All enrolled students who have completed all nonclinical courses, 2023-24						1			
	Other enrolled students, 2023-24						4			
	All program completers, 2023-24						3			
	All program completers, 2022-23						4			
	All program completers, 2021-22						2			
<b>INTERDIS EARLY CHILD EDUCATION (5023)</b>  Test Company: ETS Score Range: 100-200	All enrolled students who have completed all nonclinical courses, 2023-24						5			
	Other enrolled students, 2023-24						66	60	91%	172
	All program completers, 2023-24						46	44	96%	175
	All program completers, 2022-23						49	48	98%	177
	All program completers, 2021-22						34	34	100%	180
<b>JAPANESE: WORLD LANGUAGE (5661)</b>  Test Company: ETS Score Range: 100-200	All enrolled students who have completed all nonclinical courses, 2023-24									
	Other enrolled students, 2023-24						1			
	All program completers, 2023-24									
	All program completers, 2022-23									
	All program completers, 2021-22									
<b>LATIN (5601)</b>  Test Company: ETS Score Range: 100-200	All enrolled students who have completed all nonclinical courses, 2023-24						1			
	Other enrolled students, 2023-24									
	All program completers, 2023-24									
	All program completers, 2022-23						1			
	All program completers, 2021-22						1			

**Single Assessment Institution-Level Pass Rate Data: Traditional Teacher Preparation Program Within IHE**

	<b>HEOA - Title II 2023 - 2024 Academic Year</b>
	<b>Institution Name</b>
	<b>Institution Code</b>
	<b>State</b>

Kentucky State University


1368

Kentucky

April 4, 2025

Assessment Information <sup>1</sup>	Group	Number Taking Assessment	Number Passing Assessment	Institutional Pass Rate	Institutional Average Scaled Score	Assessment Cut Score <sup>2</sup>	Statewide			
							Number Taking Assessment	Number Passing Assessment	Statewide Pass Rate	Statewide Average Scaled Score
<b>LIBRARY MEDIA SPECIALIST (5311)</b>  Test Company: ETS Score Range: 100-200	All enrolled students who have completed all nonclinical courses, 2023-24									
	Other enrolled students, 2023-24									
	All program completers, 2023-24									
	All program completers, 2022-23						1			
	All program completers, 2021-22									
<b>MATHEMATICS CONTENT KNOWLEDGE (5161)</b>  Test Company: ETS Score Range: 100-200	All enrolled students who have completed all nonclinical courses, 2023-24									
	Other enrolled students, 2023-24						1			
	All program completers, 2023-24									
	All program completers, 2022-23						6			
	All program completers, 2021-22	1				153	11	9	82%	169
<b>MATHEMATICS (5165)</b>  Test Company: ETS Score Range: 100-200	All enrolled students who have completed all nonclinical courses, 2023-24						11	8	73%	169
	Other enrolled students, 2023-24						19	16	84%	167
	All program completers, 2023-24						24	22	92%	175
	All program completers, 2022-23						33	32	97%	176
	All program completers, 2021-22						19	19	100%	177
<b>MIDDLE SCHOOL ENG LANG ARTS (5047)</b>  Test Company: ETS Score Range: 100-200	All enrolled students who have completed all nonclinical courses, 2023-24						15	12	80%	165
	Other enrolled students, 2023-24						18	14	78%	169
	All program completers, 2023-24						47	35	74%	162
	All program completers, 2022-23						51	49	96%	168
	All program completers, 2021-22						66	60	91%	166

**Single Assessment Institution-Level Pass Rate Data: Traditional Teacher Preparation Program Within IHE**

	<b>HEOA - Title II 2023 - 2024 Academic Year</b>
	<b>Institution Name</b>
	<b>Institution Code</b>
	<b>State</b>

Kentucky State University


1368

Kentucky

April 4, 2025

Assessment Information <sup>1</sup>	Group	Number Taking Assessment	Number Passing Assessment	Institutional Pass Rate	Institutional Average Scaled Score	Assessment Cut Score <sup>2</sup>	Statewide			
							Number Taking Assessment	Number Passing Assessment	Statewide Pass Rate	Statewide Average Scaled Score
<b>MIDDLE SCHOOL MATHEMATICS (5164)</b>  Test Company: ETS Score Range: 100-200	All enrolled students who have completed all nonclinical courses, 2023-24						14	11	79%	163
	Other enrolled students, 2023-24						20	16	80%	164
	All program completers, 2023-24						60	57	95%	169
	All program completers, 2022-23						58	58	100%	171
	All program completers, 2021-22						28	27	96%	172
<b>MIDDLE SCHOOL MATHEMATICS (5169)</b>  Test Company: ETS Score Range: 100-200	All enrolled students who have completed all nonclinical courses, 2023-24									
	Other enrolled students, 2023-24						1			
	All program completers, 2023-24									
	All program completers, 2022-23						5			
	All program completers, 2021-22						31	31	100%	177
<b>MIDDLE SCHOOL SCIENCE (5440)</b>  Test Company: ETS Score Range: 100-200	All enrolled students who have completed all nonclinical courses, 2023-24						1			
	Other enrolled students, 2023-24						2			
	All program completers, 2023-24									
	All program completers, 2022-23						3			
	All program completers, 2021-22						6			
<b>MIDDLE SCHOOL SCIENCE (5442)</b>  Test Company: ETS Score Range: 100-200	All enrolled students who have completed all nonclinical courses, 2023-24						4			
	Other enrolled students, 2023-24						6			
	All program completers, 2023-24						43	41	95%	164
	All program completers, 2022-23						37	34	92%	160
	All program completers, 2021-22						30	30	100%	165

**Single Assessment Institution-Level Pass Rate Data: Traditional Teacher Preparation Program Within IHE**


	<b>HEOA - Title II 2023 - 2024 Academic Year</b>
	<b>Institution Name</b>
	<b>Institution Code</b>
	<b>State</b>

Kentucky State University  
1368  
Kentucky

April 4, 2025

Assessment Information <sup>1</sup>	Group	Number Taking Assessment	Number Passing Assessment	Institutional Pass Rate	Institutional Average Scaled Score	Assessment Cut Score <sup>2</sup>	Statewide			
							Number Taking Assessment	Number Passing Assessment	Statewide Pass Rate	Statewide Average Scaled Score
<b>MIDDLE SCHOOL SOCIAL STUDIES (5089)</b>  Test Company: ETS Score Range: 100-200	All enrolled students who have completed all nonclinical courses, 2023-24						16	13	81%	159
	Other enrolled students, 2023-24						18	15	83%	164
	All program completers, 2023-24						76	68	89%	162
	All program completers, 2022-23						65	64	98%	167
	All program completers, 2021-22						69	69	100%	165
<b>MUSIC CONTENT &amp; INSTRUCTION (5114)</b>  Test Company: ETS Score Range: 100-200	All enrolled students who have completed all nonclinical courses, 2023-24						12	11	92%	168
	Other enrolled students, 2023-24						9			
	All program completers, 2023-24	1				156	55	48	87%	165
	All program completers, 2022-23						78	75	96%	168
	All program completers, 2021-22						67	60	90%	167
<b>MUSIC: INSTRUMENTAL AND GENERAL KNOWLEDGE (5115)</b>  Test Company: ETS Score Range: 100-200	All enrolled students who have completed all nonclinical courses, 2023-24						1			
	Other enrolled students, 2023-24									
	All program completers, 2023-24						11	10	91%	162
	All program completers, 2022-23						9			
	All program completers, 2021-22						16	16	100%	168
<b>MUSIC: VOCAL AND GENERAL KNOWLEDGE (5116)</b>  Test Company: ETS Score Range: 100-200	All enrolled students who have completed all nonclinical courses, 2023-24									
	Other enrolled students, 2023-24									
	All program completers, 2023-24						5			
	All program completers, 2022-23						3			
	All program completers, 2021-22						6			

**Single Assessment Institution-Level Pass Rate Data: Traditional Teacher Preparation Program Within IHE**

	<b>HEOA - Title II 2023 - 2024 Academic Year</b>
	<b>Institution Name</b>
	<b>Institution Code</b>
	<b>State</b>

Kentucky State University


1368

Kentucky


April 4, 2025

Assessment Information <sup>1</sup>	Group	Number Taking Assessment	Number Passing Assessment	Institutional Pass Rate	Institutional Average Scaled Score	Assessment Cut Score <sup>2</sup>	Statewide			
							Number Taking Assessment	Number Passing Assessment	Statewide Pass Rate	Statewide Average Scaled Score
<b>PHYSICAL ED CONTENT AND DESIGN (5095)</b>  Test Company: ETS Score Range: 100-200	All enrolled students who have completed all nonclinical courses, 2023-24									
	Other enrolled students, 2023-24						7			
	All program completers, 2023-24						4			
	All program completers, 2022-23						6			
	All program completers, 2021-22						11	10	91%	171
<b>PHYSICS CONTENT KNOWLEDGE (5265)</b>  Test Company: ETS Score Range: 100-200	All enrolled students who have completed all nonclinical courses, 2023-24									
	Other enrolled students, 2023-24						1			
	All program completers, 2023-24									
	All program completers, 2022-23						1			
	All program completers, 2021-22						1			
<b>PHYSICS (5266)</b>  Test Company: ETS Score Range: 100-200	All enrolled students who have completed all nonclinical courses, 2023-24									
	Other enrolled students, 2023-24									
	All program completers, 2023-24						1			
	All program completers, 2022-23									
	All program completers, 2021-22									
<b>PRINC LEARNING AND TEACHING 5-9 (5623)</b>  Test Company: ETS Score Range: 100-200	All enrolled students who have completed all nonclinical courses, 2023-24						32	32	100%	175
	Other enrolled students, 2023-24						40	39	98%	172
	All program completers, 2023-24						167	164	98%	174
	All program completers, 2022-23						187	186	99%	175
	All program completers, 2021-22						177	177	100%	176

**Single Assessment Institution-Level Pass Rate Data: Traditional Teacher Preparation Program Within IHE**

		<b>HEOA - Title II 2023 - 2024 Academic Year</b>								
<b>Institution Name</b>	Kentucky State University									
<b>Institution Code</b>	1368									
<b>State</b>	Kentucky									
							April 4, 2025			
Assessment Information <sup>1</sup>	Group	Number Taking Assessment	Number Passing Assessment	Institutional Pass Rate	Institutional Average Scaled Score	Assessment Cut Score <sup>2</sup>	Statewide			
							Number Taking Assessment	Number Passing Assessment	Statewide Pass Rate	Statewide Average Scaled Score
<b>PRINC LEARNING AND TEACHING 7-12 (5624)</b>  Test Company: ETS Score Range: 100-200	All enrolled students who have completed all nonclinical courses, 2023-24						46	45	98%	175
	Other enrolled students, 2023-24	2				155	101	95	94%	174
	All program completers, 2023-24	3				155	287	282	98%	175
	All program completers, 2022-23						326	323	99%	176
	All program completers, 2021-22	4				155	308	308	100%	177
<b>PRINC LEARNING AND TEACHING K-6 (5622)</b>  Test Company: ETS Score Range: 100-200	All enrolled students who have completed all nonclinical courses, 2023-24						127	127	100%	176
	Other enrolled students, 2023-24						361	342	95%	172
	All program completers, 2023-24	9				155	755	748	99%	174
	All program completers, 2022-23	5				155	846	840	99%	175
	All program completers, 2021-22	3				155	786	782	99%	175
<b>SE CK AND MILD TO MODERATE APPL (5543)</b>  Test Company: ETS Score Range: 100-200	All enrolled students who have completed all nonclinical courses, 2023-24	2				154	6			
	Other enrolled students, 2023-24	1				154	161	152	94%	167
	All program completers, 2023-24						107	105	98%	171
	All program completers, 2022-23	2				154	181	181	100%	172
	All program completers, 2021-22	2				154	164	164	100%	174
<b>SE CK AND SEVERE TO PROF APPL (5545)</b>  Test Company: ETS Score Range: 100-200	All enrolled students who have completed all nonclinical courses, 2023-24									
	Other enrolled students, 2023-24						2			
	All program completers, 2023-24						19	19	100%	178
	All program completers, 2022-23						35	35	100%	178
	All program completers, 2021-22						29	29	100%	178


**Single Assessment Institution-Level Pass Rate Data: Traditional Teacher Preparation Program Within IHE**

	<b>HEOA - Title II 2023 - 2024 Academic Year</b>
	<b>Institution Name</b> Kentucky State University
	<b>Institution Code</b> 1368
	<b>State</b> Kentucky

April 4, 2025

Assessment Information <sup>1</sup>	Group	Number Taking Assessment	Number Passing Assessment	Institutional Pass Rate	Institutional Average Scaled Score	Assessment Cut Score <sup>2</sup>	Statewide			
							Number Taking Assessment	Number Passing Assessment	Statewide Pass Rate	Statewide Average Scaled Score
<b>SE CORE KNOWLEDGE &amp; APPLICATIONS (5354)</b>  Test Company: ETS Score Range: 100-200	All enrolled students who have completed all nonclinical courses, 2023-24						1			
	Other enrolled students, 2023-24									
	All program completers, 2023-24						6			
	All program completers, 2022-23						3			
	All program completers, 2021-22						4			
<b>SE TEACHING STU WVISUAL IMPAIRMENT (5282)</b>  Test Company: ETS Score Range: 100-200	All enrolled students who have completed all nonclinical courses, 2023-24									
	Other enrolled students, 2023-24									
	All program completers, 2023-24						1			
	All program completers, 2022-23									
	All program completers, 2021-22									
<b>SOCIAL STUDIES CONTENT &amp; INTERPRETATION (5086)</b>  Test Company: ETS Score Range: 100-200	All enrolled students who have completed all nonclinical courses, 2023-24						14	13	93%	162
	Other enrolled students, 2023-24						48	41	85%	162
	All program completers, 2023-24						88	82	93%	162
	All program completers, 2022-23						85	79	93%	163
	All program completers, 2021-22	2				148	76	74	97%	166
<b>SPANISH WORLD LANGUAGE (5195)</b>  Test Company: ETS Score Range: 100-200	All enrolled students who have completed all nonclinical courses, 2023-24									
	Other enrolled students, 2023-24						2			
	All program completers, 2023-24						9			
	All program completers, 2022-23						7			
	All program completers, 2021-22						9			

**Single Assessment Institution-Level Pass Rate Data: Traditional Teacher Preparation Program Within IHE**

		<b>HEOA - Title II 2023 - 2024 Academic Year</b>								
<b>Institution Name</b>		Kentucky State University								
<b>Institution Code</b>		1368								
<b>State</b>		Kentucky								
							April 4, 2025			
							<b>Statewide</b>			
<b>Assessment Information<sup>1</sup></b>	<b>Group</b>	<b>Number Taking Assessment</b>	<b>Number Passing Assessment</b>	<b>Institutional Pass Rate</b>	<b>Institutional Average Scaled Score</b>	<b>Assessment Cut Score<sup>2</sup></b>	<b>Number Taking Assessment</b>	<b>Number Passing Assessment</b>	<b>Statewide Pass Rate</b>	<b>Statewide Average Scaled Score</b>
<i>SPECIAL EDUCATION: FOUNDATIONAL KNOWLEDGE (5355)</i>  Test Company: ETS Score Range: 100-200	All enrolled students who have completed all nonclinical courses, 2023-24						9			
	Other enrolled students, 2023-24						81	81	100%	167
	All program completers, 2023-24						31	31	100%	172
	All program completers, 2022-23						3			
	All program completers, 2021-22									
<i>SPECIAL EDUCATION: SEVERE TO PROFOUND (5547)</i>  Test Company: ETS Score Range: 100-200	All enrolled students who have completed all nonclinical courses, 2023-24									
	Other enrolled students, 2023-24						2			
	All program completers, 2023-24						4			
	All program completers, 2022-23									
	All program completers, 2021-22									
<i>TECHNOLOGY EDUCATION (5051)</i>  Test Company: ETS Score Range: 100-200	All enrolled students who have completed all nonclinical courses, 2023-24									
	Other enrolled students, 2023-24									
	All program completers, 2023-24									
	All program completers, 2022-23									
	All program completers, 2021-22						2			
<i>THEATRE (5641)</i>  Test Company: ETS Score Range: 100-200	All enrolled students who have completed all nonclinical courses, 2023-24						1			
	Other enrolled students, 2023-24									
	All program completers, 2023-24						1			
	All program completers, 2022-23						1			
	All program completers, 2021-22						1			

Note: In cases where there are less than ten students taking the assessment or license/certificate, the number passing and pass rate are not reported.

<sup>1</sup>Tests with multiple delivery options (computer, paper, etc.) will be noted with the assessment code for one format only.

<sup>2</sup>Cut scores may vary for groups depending upon when the cut scores are established by the state and when each group completed their teacher certification or licensure assessment.