


**Summary Institution-Level Pass Rate Data: *Traditional Teacher Preparation Program Within IHE***

		<b>HEOA - Title II 2020 - 2021 Academic Year</b>				
<b>Institution Name</b>		Kentucky State University				
<b>Institution Code</b>		1368				
<b>State</b>		Kentucky				
						<i>April 4, 2022</i>
				<b>Statewide</b>		
<b>Group</b>	<b>Number Taking Assessment<sup>1</sup></b>	<b>Number Passing Assessment<sup>2</sup></b>	<b>Institutional Pass Rate</b>	<b>Number Taking Assessment<sup>1</sup></b>	<b>Number Passing Assessment<sup>2</sup></b>	<b>Statewide Pass Rate</b>
All program completers, 2020-21	5			1534	1394	91%
All program completers, 2019-20	7			1599	1512	95%
All program completers, 2018-19	7			1577	1517	96%
All program completers, combined 2018/19-2020/21 <sup>3</sup>	19	13	68%			


Note: In cases where there are less than ten students taking the assessment or license/certificate, the number passing and pass rate are not reported.

<sup>1</sup> Number of completers taking one or more assessments within their area of specialization.

<sup>2</sup> Summary level "Number Taking Assessment" may differ from assessment level "Number Taking Assessment" because each student is counted once at the summary level but may be counted in multiple assessments at the assessment level.

<sup>3</sup> When two or more completer groups have fewer than ten completers, data is combined across the three completer years into an additional completer group for the Summary pass rates.

**Single Assessment Institution-Level Pass Rate Data: Traditional Teacher Preparation Program Within IHE**

	<b>HEOA - Title II 2020 - 2021 Academic Year</b>
	<b>Institution Name</b>
	<b>Institution Code</b>
	<b>State</b>

Kentucky State University

1368

Kentucky

April 4, 2022

Assessment Information <sup>1</sup>	Group	Number Taking Assessment	Number Passing Assessment	Institutional Pass Rate	Institutional Average Scaled Score	Assessment Cut Score <sup>2</sup>	Statewide			
							Number Taking Assessment	Number Passing Assessment	Statewide Pass Rate	Statewide Average Scaled Score
<b>AGRICULTURE (5701)</b>  Test Company: ETS Score Range: 100-200	All enrolled students who have completed all nonclinical courses, 2020-21						7			
	Other enrolled students, 2020-21						4			
	All program completers, 2020-21						31	31	100%	165
	All program completers, 2019-20						34	34	100%	166
	All program completers, 2018-19						34	34	100%	167
<b>ART CONTENT AND ANALYSIS (5135)</b>  Test Company: ETS Score Range: 100-200	All enrolled students who have completed all nonclinical courses, 2020-21						3			
	Other enrolled students, 2020-21						3			
	All program completers, 2020-21						22	19	86%	167
	All program completers, 2019-20						26	22	85%	167
	All program completers, 2018-19						34	30	88%	171
<b>BIOLOGY CONTENT KNOWLEDGE (0235)</b>  Test Company: ETS Score Range: 100-200	All enrolled students who have completed all nonclinical courses, 2020-21						3			
	Other enrolled students, 2020-21						11	11	100%	161
	All program completers, 2020-21						18	18	100%	168
	All program completers, 2019-20	1				146	15	15	100%	169
	All program completers, 2018-19						21	21	100%	168
<b>BUSINESS ED CONTENT KNOWLEDGE (5101)</b>  Test Company: ETS Score Range: 100-200	All enrolled students who have completed all nonclinical courses, 2020-21						2			
	Other enrolled students, 2020-21						10	10	100%	170
	All program completers, 2020-21						5			
	All program completers, 2019-20						3			
	All program completers, 2018-19						6			

**Single Assessment Institution-Level Pass Rate Data: Traditional Teacher Preparation Program Within IHE**



**HEOA - Title II  
2020 - 2021 Academic Year**

<b>Institution Name</b>	Kentucky State University
<b>Institution Code</b>	1368
<b>State</b>	Kentucky

April 4, 2022

Assessment Information <sup>1</sup>	Group	Number Taking Assessment	Number Passing Assessment	Institutional Pass Rate	Institutional Average Scaled Score	Assessment Cut Score <sup>2</sup>	Statewide			
							Number Taking Assessment	Number Passing Assessment	Statewide Pass Rate	Statewide Average Scaled Score
<b>CHEMISTRY CONTENT KNOWLEDGE (0245)</b>  Test Company: ETS Score Range: 100-200	All enrolled students who have completed all nonclinical courses, 2020-21									
	Other enrolled students, 2020-21						6			
	All program completers, 2020-21						8			
	All program completers, 2019-20						3			
	All program completers, 2018-19						4			
<b>EARTH AND SPACE SCIENCES - CK (5571)</b>  Test Company: ETS Score Range: 100-200	All enrolled students who have completed all nonclinical courses, 2020-21						1			
	Other enrolled students, 2020-21									
	All program completers, 2020-21									
	All program completers, 2019-20						1			
	All program completers, 2018-19						1			
<b>ED OF DEAF AND HARD OF HEARING (5272)</b>  Test Company: ETS Score Range: 100-200	All enrolled students who have completed all nonclinical courses, 2020-21						1			
	Other enrolled students, 2020-21						1			
	All program completers, 2020-21						4			
	All program completers, 2019-20						11	10	91%	168
	All program completers, 2018-19						3			
<b>ELEM ED MULTI SUBJ MATHEMATICS (DISC) (5033)</b>  Test Company: ETS Score Range: 100-200	All enrolled students who have completed all nonclinical courses, 2020-21									
	Other enrolled students, 2020-21									
	All program completers, 2020-21									
	All program completers, 2019-20									
	All program completers, 2018-19						1			

**Single Assessment Institution-Level Pass Rate Data: Traditional Teacher Preparation Program Within IHE**




**HEOA - Title II  
2020 - 2021 Academic Year**

<b>Institution Name</b>	Kentucky State University
<b>Institution Code</b>	1368
<b>State</b>	Kentucky

April 4, 2022

Assessment Information <sup>1</sup>	Group	Number Taking Assessment	Number Passing Assessment	Institutional Pass Rate	Institutional Average Scaled Score	Assessment Cut Score <sup>2</sup>	Statewide			
							Number Taking Assessment	Number Passing Assessment	Statewide Pass Rate	Statewide Average Scaled Score
<b>ELEM ED MULTI SUBJ MATHEMATICS (5003)</b>  Test Company: ETS Score Range: 100-200	All enrolled students who have completed all nonclinical courses, 2020-21						170	153	90%	175
	Other enrolled students, 2020-21						202	169	84%	171
	All program completers, 2020-21	1				157	784	764	97%	177
	All program completers, 2019-20	4				157	842	831	99%	178
	All program completers, 2018-19	2				157	824	815	99%	178
<b>ELEM ED MULTI SUBJ READING LANG ARTS (DISC) (5032)</b>  Test Company: ETS Score Range: 100-200	All enrolled students who have completed all nonclinical courses, 2020-21									
	Other enrolled students, 2020-21									
	All program completers, 2020-21									
	All program completers, 2019-20									
	All program completers, 2018-19						1			
<b>ELEM ED MULTI SUBJ READING LANG ARTS (5002)</b>  Test Company: ETS Score Range: 100-200	All enrolled students who have completed all nonclinical courses, 2020-21						180	160	89%	169
	Other enrolled students, 2020-21						218	180	83%	167
	All program completers, 2020-21	1				157	787	766	97%	171
	All program completers, 2019-20	5				157	843	831	99%	171
	All program completers, 2018-19	2				157	823	809	98%	171
<b>ELEM ED MULTI SUBJ SCIENCES (DISC) (5035)</b>  Test Company: ETS Score Range: 100-200	All enrolled students who have completed all nonclinical courses, 2020-21									
	Other enrolled students, 2020-21									
	All program completers, 2020-21									
	All program completers, 2019-20									
	All program completers, 2018-19						1			

**Single Assessment Institution-Level Pass Rate Data: Traditional Teacher Preparation Program Within IHE**

	<b>HEOA - Title II 2020 - 2021 Academic Year</b>
	<b>Kentucky State University</b>
	<b>1368</b>
	<b>Kentucky</b>

April 4, 2022

Assessment Information <sup>1</sup>	Group	Number Taking Assessment	Number Passing Assessment	Institutional Pass Rate	Institutional Average Scaled Score	Assessment Cut Score <sup>2</sup>	Statewide			
							Number Taking Assessment	Number Passing Assessment	Statewide Pass Rate	Statewide Average Scaled Score
<b>ELEM ED MULTI SUBJ SCIENCES (5005)</b>  Test Company: ETS Score Range: 100-200	All enrolled students who have completed all nonclinical courses, 2020-21						170	131	77%	166
	Other enrolled students, 2020-21						196	149	76%	167
	All program completers, 2020-21	1				159	782	740	95%	171
	All program completers, 2019-20	5				159	837	813	97%	171
	All program completers, 2018-19	2				159	824	794	96%	170
<b>ELEM ED MULTI SUBJ SOCIAL STUDIES (DISC) (5034)</b>  Test Company: ETS Score Range: 100-200	All enrolled students who have completed all nonclinical courses, 2020-21									
	Other enrolled students, 2020-21									
	All program completers, 2020-21									
	All program completers, 2019-20									
	All program completers, 2018-19						1			
<b>ELEM ED MULTI SUBJ SOCIAL STUDIES (5004)</b>  Test Company: ETS Score Range: 100-200	All enrolled students who have completed all nonclinical courses, 2020-21						170	144	85%	165
	Other enrolled students, 2020-21						189	132	70%	162
	All program completers, 2020-21	1				155	782	710	91%	166
	All program completers, 2019-20	5				155	840	800	95%	167
	All program completers, 2018-19	2				155	823	784	95%	166
<b>ENGLISH LANGUAGE ARTS: CONTENT AND ANALYSIS (5039)</b>  Test Company: ETS Score Range: 100-200	All enrolled students who have completed all nonclinical courses, 2020-21	1				168	14	12	86%	174
	Other enrolled students, 2020-21						39	28	72%	174
	All program completers, 2020-21						82	80	98%	177
	All program completers, 2019-20						57	54	95%	177
	All program completers, 2018-19						67	66	99%	176

**Single Assessment Institution-Level Pass Rate Data: Traditional Teacher Preparation Program Within IHE**




**HEOA - Title II  
2020 - 2021 Academic Year**

<b>Institution Name</b>	Kentucky State University
<b>Institution Code</b>	1368
<b>State</b>	Kentucky

April 4, 2022

Assessment Information <sup>1</sup>	Group	Number Taking Assessment	Number Passing Assessment	Institutional Pass Rate	Institutional Average Scaled Score	Assessment Cut Score <sup>2</sup>	Statewide			
							Number Taking Assessment	Number Passing Assessment	Statewide Pass Rate	Statewide Average Scaled Score
<b>ENGLISH TO SPEAKERS OF OTHER LANGUAGES (5362)</b>  Test Company: ETS Score Range: 100-200	All enrolled students who have completed all nonclinical courses, 2020-21						1			
	Other enrolled students, 2020-21						1			
	All program completers, 2020-21						7			
	All program completers, 2019-20									
	All program completers, 2018-19						5			
<b>FAMILY AND CONSUMER SCIENCES (5122)</b>  Test Company: ETS Score Range: 100-200	All enrolled students who have completed all nonclinical courses, 2020-21						2			
	Other enrolled students, 2020-21									
	All program completers, 2020-21						13	12	92%	161
	All program completers, 2019-20						11	11	100%	165
	All program completers, 2018-19						7			
<b>GERMAN WORLD LANGUAGE (5183)</b>  Test Company: ETS Score Range: 100-200	All enrolled students who have completed all nonclinical courses, 2020-21									
	Other enrolled students, 2020-21									
	All program completers, 2020-21									
	All program completers, 2019-20						1			
	All program completers, 2018-19									
<b>HEALTH AND PE (5857)</b>  Test Company: ETS Score Range: 100-200	All enrolled students who have completed all nonclinical courses, 2020-21						7			
	Other enrolled students, 2020-21						10	8	80%	163
	All program completers, 2020-21	1				160	23	22	96%	170
	All program completers, 2019-20						28	28	100%	169
	All program completers, 2018-19						34	33	97%	171

**Single Assessment Institution-Level Pass Rate Data: Traditional Teacher Preparation Program Within IHE**

	<b>HEOA - Title II 2020 - 2021 Academic Year</b>
	<b>Institution Name</b>
	<b>Institution Code</b>
	<b>State</b>

Kentucky State University


1368

Kentucky

April 4, 2022

Assessment Information <sup>1</sup>	Group	Number Taking Assessment	Number Passing Assessment	Institutional Pass Rate	Institutional Average Scaled Score	Assessment Cut Score <sup>2</sup>	Statewide			
							Number Taking Assessment	Number Passing Assessment	Statewide Pass Rate	Statewide Average Scaled Score
<b>HEALTH EDUCATION (5551)</b>  Test Company: ETS Score Range: 100-200	All enrolled students who have completed all nonclinical courses, 2020-21						1			
	Other enrolled students, 2020-21						2			
	All program completers, 2020-21						1			
	All program completers, 2019-20						1			
	All program completers, 2018-19									
<b>INTERDIS EARLY CHILD EDUCATION (5023)</b>  Test Company: ETS Score Range: 100-200	All enrolled students who have completed all nonclinical courses, 2020-21						10	10	100%	183
	Other enrolled students, 2020-21						13	12	92%	177
	All program completers, 2020-21						56	54	96%	178
	All program completers, 2019-20						73	73	100%	179
	All program completers, 2018-19						63	62	98%	179
<b>LATIN (5601)</b>  Test Company: ETS Score Range: 100-200	All enrolled students who have completed all nonclinical courses, 2020-21						1			
	Other enrolled students, 2020-21									
	All program completers, 2020-21									
	All program completers, 2019-20									
	All program completers, 2018-19									
<b>MATHEMATICS CONTENT KNOWLEDGE (5161)</b>  Test Company: ETS Score Range: 100-200	All enrolled students who have completed all nonclinical courses, 2020-21						1			
	Other enrolled students, 2020-21	1				160	21	12	57%	161
	All program completers, 2020-21						37	25	68%	164
	All program completers, 2019-20	1				160	30	29	97%	172
	All program completers, 2018-19	1				160	38	34	89%	167

**Single Assessment Institution-Level Pass Rate Data: Traditional Teacher Preparation Program Within IHE**

	<b>HEOA - Title II 2020 - 2021 Academic Year</b>
	<b>Institution Name</b>
	<b>Institution Code</b>
	<b>State</b>

Kentucky State University

1368

Kentucky

April 4, 2022

Assessment Information <sup>1</sup>	Group	Number Taking Assessment	Number Passing Assessment	Institutional Pass Rate	Institutional Average Scaled Score	Assessment Cut Score <sup>2</sup>	Statewide			
							Number Taking Assessment	Number Passing Assessment	Statewide Pass Rate	Statewide Average Scaled Score
<b>MIDDLE SCHOOL ENG LANG ARTS (5047)</b>  Test Company: ETS Score Range: 100-200	All enrolled students who have completed all nonclinical courses, 2020-21						10	2	20%	158
	Other enrolled students, 2020-21						29	14	48%	163
	All program completers, 2020-21						61	39	64%	165
	All program completers, 2019-20						76	59	78%	168
	All program completers, 2018-19						78	68	87%	168
<b>MIDDLE SCHOOL MATHEMATICS (5169)</b>  Test Company: ETS Score Range: 100-200	All enrolled students who have completed all nonclinical courses, 2020-21						14	10	71%	173
	Other enrolled students, 2020-21						25	17	68%	168
	All program completers, 2020-21						91	82	90%	174
	All program completers, 2019-20						103	92	89%	175
	All program completers, 2018-19						93	91	98%	176
<b>MIDDLE SCHOOL SCIENCE (5440)</b>  Test Company: ETS Score Range: 100-200	All enrolled students who have completed all nonclinical courses, 2020-21						4			
	Other enrolled students, 2020-21						17	12	71%	159
	All program completers, 2020-21						56	48	86%	158
	All program completers, 2019-20						53	49	92%	161
	All program completers, 2018-19						59	52	88%	159
<b>MIDDLE SCHOOL SOCIAL STUDIES (5089)</b>  Test Company: ETS Score Range: 100-200	All enrolled students who have completed all nonclinical courses, 2020-21						9			
	Other enrolled students, 2020-21						27	24	89%	165
	All program completers, 2020-21						64	57	89%	165
	All program completers, 2019-20						99	90	91%	166
	All program completers, 2018-19						85	84	99%	166

**Single Assessment Institution-Level Pass Rate Data: Traditional Teacher Preparation Program Within IHE**




**HEOA - Title II  
2020 - 2021 Academic Year**

<b>Institution Name</b>	Kentucky State University
<b>Institution Code</b>	1368
<b>State</b>	Kentucky

April 4, 2022

Assessment Information <sup>1</sup>	Group	Number Taking Assessment	Number Passing Assessment	Institutional Pass Rate	Institutional Average Scaled Score	Assessment Cut Score <sup>2</sup>	Statewide			
							Number Taking Assessment	Number Passing Assessment	Statewide Pass Rate	Statewide Average Scaled Score
<b>MUSIC CONTENT &amp; INSTRUCTION (5114)</b>  Test Company: ETS Score Range: 100-200	All enrolled students who have completed all nonclinical courses, 2020-21						11	7	64%	165
	Other enrolled students, 2020-21						11	5	45%	161
	All program completers, 2020-21	1				162	76	57	75%	168
	All program completers, 2019-20						78	68	87%	170
	All program completers, 2018-19	2				162	110	99	90%	168
<b>PHYSICAL ED CONTENT AND DESIGN (5095)</b>  Test Company: ETS Score Range: 100-200	All enrolled students who have completed all nonclinical courses, 2020-21						1			
	Other enrolled students, 2020-21						4			
	All program completers, 2020-21	1				169	5			
	All program completers, 2019-20						37	34	92%	173
	All program completers, 2018-19						37	35	95%	173
<b>PHYSICS CONTENT KNOWLEDGE (5265)</b>  Test Company: ETS Score Range: 100-200	All enrolled students who have completed all nonclinical courses, 2020-21									
	Other enrolled students, 2020-21						3			
	All program completers, 2020-21									
	All program completers, 2019-20									
	All program completers, 2018-19						4			
<b>PRINC LEARNING AND TEACHING 5-9 (5623)</b>  Test Company: ETS Score Range: 100-200	All enrolled students who have completed all nonclinical courses, 2020-21						29	29	100%	177
	Other enrolled students, 2020-21						36	32	89%	172
	All program completers, 2020-21						196	193	98%	176
	All program completers, 2019-20						227	226	100%	177
	All program completers, 2018-19	1					160	220	219	100%

**Single Assessment Institution-Level Pass Rate Data: Traditional Teacher Preparation Program Within IHE**

	<b>HEOA - Title II 2020 - 2021 Academic Year</b>
	<b>Kentucky State University</b>
	<b>1368</b>
	<b>Kentucky</b>

April 4, 2022

Assessment Information <sup>1</sup>	Group	Number Taking Assessment	Number Passing Assessment	Institutional Pass Rate	Institutional Average Scaled Score	Assessment Cut Score <sup>2</sup>	Statewide			
							Number Taking Assessment	Number Passing Assessment	Statewide Pass Rate	Statewide Average Scaled Score
<b>PRINC LEARNING AND TEACHING 7-12 (5624)</b>  Test Company: ETS Score Range: 100-200	All enrolled students who have completed all nonclinical courses, 2020-21	2				160	50	49	98%	174
	Other enrolled students, 2020-21	1				160	67	59	88%	177
	All program completers, 2020-21	2				160	353	349	99%	177
	All program completers, 2019-20	2				160	301	298	99%	177
	All program completers, 2018-19	3				160	334	332	99%	177
<b>PRINC LEARNING AND TEACHING K-6 (5622)</b>  Test Company: ETS Score Range: 100-200	All enrolled students who have completed all nonclinical courses, 2020-21						142	130	92%	173
	Other enrolled students, 2020-21						134	125	93%	175
	All program completers, 2020-21	2				160	816	804	99%	176
	All program completers, 2019-20	4				160	880	872	99%	177
	All program completers, 2018-19	2				160	874	871	100%	177
<b>SE CK AND MILD TO MODERATE APPL (5543)</b>  Test Company: ETS Score Range: 100-200	All enrolled students who have completed all nonclinical courses, 2020-21	1				158	21	21	100%	172
	Other enrolled students, 2020-21						39	38	97%	171
	All program completers, 2020-21	1				158	179	176	98%	173
	All program completers, 2019-20						179	179	100%	174
	All program completers, 2018-19	1				158	193	192	99%	174
<b>SE CK AND SEVERE TO PROF APPL (5545)</b>  Test Company: ETS Score Range: 100-200	All enrolled students who have completed all nonclinical courses, 2020-21						3			
	Other enrolled students, 2020-21						2			
	All program completers, 2020-21						28	28	100%	178
	All program completers, 2019-20						40	40	100%	181
	All program completers, 2018-19						40	40	100%	178

**Single Assessment Institution-Level Pass Rate Data: Traditional Teacher Preparation Program Within IHE**




**HEOA - Title II  
2020 - 2021 Academic Year**

<b>Institution Name</b>	<b>Kentucky State University</b>
<b>Institution Code</b>	<b>1368</b>
<b>State</b>	<b>Kentucky</b>

April 4, 2022

Assessment Information <sup>1</sup>	Group	Number Taking Assessment	Number Passing Assessment	Institutional Pass Rate	Institutional Average Scaled Score	Assessment Cut Score <sup>2</sup>	Statewide			
							Number Taking Assessment	Number Passing Assessment	Statewide Pass Rate	Statewide Average Scaled Score
<b>SE CORE KNOWLEDGE &amp; APPLICATIONS (5354)</b>  Test Company: ETS Score Range: 100-200	All enrolled students who have completed all nonclinical courses, 2020-21						1			
	Other enrolled students, 2020-21									
	All program completers, 2020-21						35	35	100%	179
	All program completers, 2019-20						34	34	100%	174
	All program completers, 2018-19						33	33	100%	181
<b>SOCIAL STUDIES CONTENT &amp; INTERPRETATION (5086)</b>  Test Company: ETS Score Range: 100-200	All enrolled students who have completed all nonclinical courses, 2020-21	1				153	20	16	80%	160
	Other enrolled students, 2020-21						47	35	74%	164
	All program completers, 2020-21						103	97	94%	165
	All program completers, 2019-20						90	86	96%	167
	All program completers, 2018-19	1				153	70	69	99%	165
<b>SPANISH WORLD LANGUAGE (5195)</b>  Test Company: ETS Score Range: 100-200	All enrolled students who have completed all nonclinical courses, 2020-21						1			
	Other enrolled students, 2020-21						3			
	All program completers, 2020-21						9			
	All program completers, 2019-20						10	7	70%	168
	All program completers, 2018-19						14	8	57%	168
<b>SPEECH LANGUAGE PATHOLOGY (5331)</b>  Test Company: ETS Score Range: 100-200	All enrolled students who have completed all nonclinical courses, 2020-21									
	Other enrolled students, 2020-21									
	All program completers, 2020-21						29	28	97%	176
	All program completers, 2019-20						23	23	100%	174
	All program completers, 2018-19						30	30	100%	178

**Single Assessment Institution-Level Pass Rate Data: Traditional Teacher Preparation Program Within IHE**

	<b>HEOA - Title II 2020 - 2021 Academic Year</b>
	<b>Institution Name</b>
	<b>Institution Code</b>
	<b>State</b>

Kentucky State University  
1368  
Kentucky

April 4, 2022

Assessment Information <sup>1</sup>	Group	Number Taking Assessment	Number Passing Assessment	Institutional Pass Rate	Institutional Average Scaled Score	Assessment Cut Score <sup>2</sup>	Statewide			
							Number Taking Assessment	Number Passing Assessment	Statewide Pass Rate	Statewide Average Scaled Score
<b>TECHNOLOGY EDUCATION (5051)</b>  Test Company: ETS Score Range: 100-200	All enrolled students who have completed all nonclinical courses, 2020-21									
	Other enrolled students, 2020-21									
	All program completers, 2020-21						1			
	All program completers, 2019-20									
	All program completers, 2018-19									
<b>THEATRE (5641)</b>  Test Company: ETS Score Range: 100-200	All enrolled students who have completed all nonclinical courses, 2020-21									
	Other enrolled students, 2020-21						1			
	All program completers, 2020-21						4			
	All program completers, 2019-20						1			
	All program completers, 2018-19						1			

Note: In cases where there are less than ten students taking the assessment or license/certificate, the number passing and pass rate are not reported.

<sup>1</sup>Tests with multiple delivery options (computer, paper, etc.) will be noted with the assessment code for one format only.

<sup>2</sup>Cut scores may vary for groups depending upon when the cut scores are established by the state and when each group completed their teacher certification or licensure assessment.