


**Summary Institution-Level Pass Rate Data: *Traditional Teacher Preparation Program Within IHE***

		<b>HEOA - Title II 2021 - 2022 Academic Year</b>				
<b>Institution Name</b>		Kentucky State University				
<b>Institution Code</b>		1368				
<b>State</b>		Kentucky				
						<i>April 5, 2023</i>
				<b>Statewide</b>		
<b>Group</b>	<b>Number Taking Assessment<sup>1</sup></b>	<b>Number Passing Assessment<sup>2</sup></b>	<b>Institutional Pass Rate</b>	<b>Number Taking Assessment<sup>1</sup></b>	<b>Number Passing Assessment<sup>2</sup></b>	<b>Statewide Pass Rate</b>
All program completers, 2021-22	9			1338	1206	90%
All program completers, 2020-21	5			1549	1462	94%
All program completers, 2019-20	7			1608	1541	96%
All program completers, combined 2019/20-2021/22 <sup>3</sup>	21	18	86%			


Note: In cases where there are less than ten students taking the assessment or license/certificate, the number passing and pass rate are not reported.

<sup>1</sup> Number of completers taking one or more assessments within their area of specialization.

<sup>2</sup> Summary level "Number Taking Assessment" may differ from assessment level "Number Taking Assessment" because each student is counted once at the summary level but may be counted in multiple assessments at the assessment level.

<sup>3</sup> When two or more completer groups have fewer than ten completers, data is combined across the three completer years into an additional completer group for the Summary pass rates.

**Single Assessment Institution-Level Pass Rate Data: Traditional Teacher Preparation Program Within IHE**

	<b>HEOA - Title II 2021 - 2022 Academic Year</b>
	<b>Institution Name</b> Kentucky State University
	<b>Institution Code</b> 1368
	<b>State</b> Kentucky

April 5, 2023

Assessment Information <sup>1</sup>	Group	Number Taking Assessment	Number Passing Assessment	Institutional Pass Rate	Institutional Average Scaled Score	Assessment Cut Score <sup>2</sup>	Statewide			
							Number Taking Assessment	Number Passing Assessment	Statewide Pass Rate	Statewide Average Scaled Score
<b>AGRICULTURE (5701)</b>  Test Company: ETS Score Range: 100-200	All enrolled students who have completed all nonclinical courses, 2021-22						7			
	Other enrolled students, 2021-22									
	All program completers, 2021-22						27	25	93%	167
	All program completers, 2020-21						33	33	100%	166
	All program completers, 2019-20						35	35	100%	166
<b>ART CONTENT AND ANALYSIS (5135)</b>  Test Company: ETS Score Range: 100-200	All enrolled students who have completed all nonclinical courses, 2021-22						5			
	Other enrolled students, 2021-22						7			
	All program completers, 2021-22						30	21	70%	166
	All program completers, 2020-21						22	19	86%	167
	All program completers, 2019-20						26	23	88%	168
<b>BIOLOGY CONTENT KNOWLEDGE (0235)</b>  Test Company: ETS Score Range: 100-200	All enrolled students who have completed all nonclinical courses, 2021-22						2			
	Other enrolled students, 2021-22						9			
	All program completers, 2021-22						14	14	100%	162
	All program completers, 2020-21						18	18	100%	168
	All program completers, 2019-20	1				146	15	15	100%	169
<b>BUSINESS ED CONTENT KNOWLEDGE (5101)</b>  Test Company: ETS Score Range: 100-200	All enrolled students who have completed all nonclinical courses, 2021-22						2			
	Other enrolled students, 2021-22						8			
	All program completers, 2021-22						4			
	All program completers, 2020-21						5			
	All program completers, 2019-20						3			

**Single Assessment Institution-Level Pass Rate Data: Traditional Teacher Preparation Program Within IHE**




**HEOA - Title II  
2021 - 2022 Academic Year**

<b>Institution Name</b>	Kentucky State University
<b>Institution Code</b>	1368
<b>State</b>	Kentucky

April 5, 2023

Assessment Information <sup>1</sup>	Group	Number Taking Assessment	Number Passing Assessment	Institutional Pass Rate	Institutional Average Scaled Score	Assessment Cut Score <sup>2</sup>	Statewide			
							Number Taking Assessment	Number Passing Assessment	Statewide Pass Rate	Statewide Average Scaled Score
CHEMISTRY CONTENT KNOWLEDGE (0245)  Test Company: ETS Score Range: 100-200	All enrolled students who have completed all nonclinical courses, 2021-22						1			
	Other enrolled students, 2021-22						3			
	All program completers, 2021-22						3			
	All program completers, 2020-21						8			
	All program completers, 2019-20						3			
EARTH AND SPACE SCIENCES - CK (5571)  Test Company: ETS Score Range: 100-200	All enrolled students who have completed all nonclinical courses, 2021-22									
	Other enrolled students, 2021-22						2			
	All program completers, 2021-22						1			
	All program completers, 2020-21									
	All program completers, 2019-20						1			
ED OF DEAF AND HARD OF HEARING (5272)  Test Company: ETS Score Range: 100-200	All enrolled students who have completed all nonclinical courses, 2021-22						1			
	Other enrolled students, 2021-22									
	All program completers, 2021-22						3			
	All program completers, 2020-21						4			
	All program completers, 2019-20						11	10	91%	168
ELEM ED MULTI SUBJ MATHEMATICS (5003)  Test Company: ETS Score Range: 100-200	All enrolled students who have completed all nonclinical courses, 2021-22	2				157	188	159	85%	172
	Other enrolled students, 2021-22	3				157	294	250	85%	172
	All program completers, 2021-22	3				157	705	663	94%	175
	All program completers, 2020-21	1				157	798	779	98%	177
	All program completers, 2019-20	5				157	845	835	99%	178

**Single Assessment Institution-Level Pass Rate Data: Traditional Teacher Preparation Program Within IHE**

	<b>HEOA - Title II 2021 - 2022 Academic Year</b>
	<b>Kentucky State University</b>
	<b>1368</b>
	<b>Kentucky</b>

April 5, 2023

Assessment Information <sup>1</sup>	Group	Number Taking Assessment	Number Passing Assessment	Institutional Pass Rate	Institutional Average Scaled Score	Assessment Cut Score <sup>2</sup>	Statewide			
							Number Taking Assessment	Number Passing Assessment	Statewide Pass Rate	Statewide Average Scaled Score
<b>ELEM ED MULTI SUBJ READING LANG ARTS (5002)</b>  Test Company: ETS Score Range: 100-200	All enrolled students who have completed all nonclinical courses, 2021-22	2				157	198	168	85%	168
	Other enrolled students, 2021-22	3				157	300	258	86%	167
	All program completers, 2021-22	3				157	708	672	95%	170
	All program completers, 2020-21	1				157	797	782	98%	171
	All program completers, 2019-20	5				157	845	837	99%	171
<b>ELEM ED MULTI SUBJ SCIENCES (5005)</b>  Test Company: ETS Score Range: 100-200	All enrolled students who have completed all nonclinical courses, 2021-22	2				159	187	138	74%	166
	Other enrolled students, 2021-22	3				159	286	227	79%	166
	All program completers, 2021-22	3				159	703	643	91%	169
	All program completers, 2020-21	1				159	794	765	96%	171
	All program completers, 2019-20	5				159	840	822	98%	171
<b>ELEM ED MULTI SUBJ SOCIAL STUDIES (5004)</b>  Test Company: ETS Score Range: 100-200	All enrolled students who have completed all nonclinical courses, 2021-22	2				155	179	123	69%	161
	Other enrolled students, 2021-22	3				155	275	214	78%	163
	All program completers, 2021-22	3				155	701	622	89%	165
	All program completers, 2020-21	1				155	792	751	95%	166
	All program completers, 2019-20	5				155	841	813	97%	167
<b>ENGLISH LANGUAGE ARTS: CONTENT AND ANALYSIS (5039)</b>  Test Company: ETS Score Range: 100-200	All enrolled students who have completed all nonclinical courses, 2021-22						11	10	91%	171
	Other enrolled students, 2021-22						27	18	67%	175
	All program completers, 2021-22	1				168	70	68	97%	176
	All program completers, 2020-21						83	81	98%	177
	All program completers, 2019-20						58	56	97%	177

**Single Assessment Institution-Level Pass Rate Data: Traditional Teacher Preparation Program Within IHE**



**HEOA - Title II  
2021 - 2022 Academic Year**

<b>Institution Name</b>	Kentucky State University
<b>Institution Code</b>	1368
<b>State</b>	Kentucky

April 5, 2023

Assessment Information <sup>1</sup>	Group	Number Taking Assessment	Number Passing Assessment	Institutional Pass Rate	Institutional Average Scaled Score	Assessment Cut Score <sup>2</sup>	Statewide			
							Number Taking Assessment	Number Passing Assessment	Statewide Pass Rate	Statewide Average Scaled Score
<b>ENGLISH TO SPEAKERS OF OTHER LANGUAGES (5362)</b>  Test Company: ETS Score Range: 100-200	All enrolled students who have completed all nonclinical courses, 2021-22									
	Other enrolled students, 2021-22						2			
	All program completers, 2021-22						6			
	All program completers, 2020-21						7			
	All program completers, 2019-20									
<b>FAMILY AND CONSUMER SCIENCES (5122)</b>  Test Company: ETS Score Range: 100-200	All enrolled students who have completed all nonclinical courses, 2021-22									
	Other enrolled students, 2021-22									
	All program completers, 2021-22						7			
	All program completers, 2020-21						13	12	92%	161
	All program completers, 2019-20						11	11	100%	165
<b>FRENCH WORLD LANGUAGE (5174)</b>  Test Company: ETS Score Range: 100-200	All enrolled students who have completed all nonclinical courses, 2021-22									
	Other enrolled students, 2021-22						1			
	All program completers, 2021-22						1			
	All program completers, 2020-21									
	All program completers, 2019-20									
<b>GERMAN WORLD LANGUAGE (5183)</b>  Test Company: ETS Score Range: 100-200	All enrolled students who have completed all nonclinical courses, 2021-22									
	Other enrolled students, 2021-22									
	All program completers, 2021-22									
	All program completers, 2020-21						1			
	All program completers, 2019-20						1			

**Single Assessment Institution-Level Pass Rate Data: Traditional Teacher Preparation Program Within IHE**



**HEOA - Title II  
2021 - 2022 Academic Year**

<b>Institution Name</b>	Kentucky State University
<b>Institution Code</b>	1368
<b>State</b>	Kentucky

April 5, 2023

Assessment Information <sup>1</sup>	Group	Number Taking Assessment	Number Passing Assessment	Institutional Pass Rate	Institutional Average Scaled Score	Assessment Cut Score <sup>2</sup>	Statewide			
							Number Taking Assessment	Number Passing Assessment	Statewide Pass Rate	Statewide Average Scaled Score
HEALTH AND PE (5857)  Test Company: ETS Score Range: 100-200	All enrolled students who have completed all nonclinical courses, 2021-22						4			
	Other enrolled students, 2021-22						4			
	All program completers, 2021-22						37	35	95%	166
	All program completers, 2020-21	1				160	24	23	96%	170
	All program completers, 2019-20						28	28	100%	169
HEALTH EDUCATION (5551)  Test Company: ETS Score Range: 100-200	All enrolled students who have completed all nonclinical courses, 2021-22									
	Other enrolled students, 2021-22						3			
	All program completers, 2021-22						2			
	All program completers, 2020-21						1			
	All program completers, 2019-20						1			
INTERDIS EARLY CHILD EDUCATION (5023)  Test Company: ETS Score Range: 100-200	All enrolled students who have completed all nonclinical courses, 2021-22						13	12	92%	177
	Other enrolled students, 2021-22						23	22	96%	177
	All program completers, 2021-22						34	32	94%	180
	All program completers, 2020-21						56	54	96%	178
	All program completers, 2019-20						73	73	100%	179
LATIN (5601)  Test Company: ETS Score Range: 100-200	All enrolled students who have completed all nonclinical courses, 2021-22						1			
	Other enrolled students, 2021-22									
	All program completers, 2021-22						1			
	All program completers, 2020-21									
	All program completers, 2019-20									

**Single Assessment Institution-Level Pass Rate Data: Traditional Teacher Preparation Program Within IHE**




**HEOA - Title II  
2021 - 2022 Academic Year**

<b>Institution Name</b>	<b>Kentucky State University</b>
<b>Institution Code</b>	<b>1368</b>
<b>State</b>	<b>Kentucky</b>

April 5, 2023

Assessment Information <sup>1</sup>	Group	Number Taking Assessment	Number Passing Assessment	Institutional Pass Rate	Institutional Average Scaled Score	Assessment Cut Score <sup>2</sup>	Statewide			
							Number Taking Assessment	Number Passing Assessment	Statewide Pass Rate	Statewide Average Scaled Score
<b>MATHEMATICS CONTENT KNOWLEDGE (5161)</b>  Test Company: ETS Score Range: 100-200	All enrolled students who have completed all nonclinical courses, 2021-22						1			
	Other enrolled students, 2021-22						8			
	All program completers, 2021-22	1				160	11	9	82%	169
	All program completers, 2020-21						31	26	84%	167
	All program completers, 2019-20	1				160	29	29	100%	172
<b>MATHEMATICS (5165)</b>  Test Company: ETS Score Range: 100-200	All enrolled students who have completed all nonclinical courses, 2021-22						6			
	Other enrolled students, 2021-22						8			
	All program completers, 2021-22						16	15	94%	180
	All program completers, 2020-21						8			
	All program completers, 2019-20						5			
<b>MIDDLE SCHOOL ENG LANG ARTS (5047)</b>  Test Company: ETS Score Range: 100-200	All enrolled students who have completed all nonclinical courses, 2021-22						13	5	38%	162
	Other enrolled students, 2021-22						27	12	44%	162
	All program completers, 2021-22						65	50	77%	166
	All program completers, 2020-21						63	44	70%	166
	All program completers, 2019-20						76	60	79%	168
<b>MIDDLE SCHOOL MATHEMATICS (5164)</b>  Test Company: ETS Score Range: 100-200	All enrolled students who have completed all nonclinical courses, 2021-22						8			
	Other enrolled students, 2021-22						11	8	73%	170
	All program completers, 2021-22						30	29	97%	171
	All program completers, 2020-21						5			
	All program completers, 2019-20						1			

**Single Assessment Institution-Level Pass Rate Data: Traditional Teacher Preparation Program Within IHE**

	<b>HEOA - Title II 2021 - 2022 Academic Year</b>
	Kentucky State University
	1368
	Kentucky

April 5, 2023

Assessment Information <sup>1</sup>	Group	Number Taking Assessment	Number Passing Assessment	Institutional Pass Rate	Institutional Average Scaled Score	Assessment Cut Score <sup>2</sup>	Statewide			
							Number Taking Assessment	Number Passing Assessment	Statewide Pass Rate	Statewide Average Scaled Score
<b>MIDDLE SCHOOL MATHEMATICS (5169)</b>  Test Company: ETS Score Range: 100-200	All enrolled students who have completed all nonclinical courses, 2021-22						4			
	Other enrolled students, 2021-22						9			
	All program completers, 2021-22						32	32	100%	177
	All program completers, 2020-21						86	80	93%	174
	All program completers, 2019-20						98	88	90%	175
<b>MIDDLE SCHOOL SCIENCE (5440)</b>  Test Company: ETS Score Range: 100-200	All enrolled students who have completed all nonclinical courses, 2021-22						4			
	Other enrolled students, 2021-22						4			
	All program completers, 2021-22						6			
	All program completers, 2020-21						51	48	94%	160
	All program completers, 2019-20						53	50	94%	161
<b>MIDDLE SCHOOL SCIENCE (5442)</b>  Test Company: ETS Score Range: 100-200	All enrolled students who have completed all nonclinical courses, 2021-22						6			
	Other enrolled students, 2021-22						11	10	91%	165
	All program completers, 2021-22						30	28	93%	164
	All program completers, 2020-21						7			
	All program completers, 2019-20									
<b>MIDDLE SCHOOL SOCIAL STUDIES (5089)</b>  Test Company: ETS Score Range: 100-200	All enrolled students who have completed all nonclinical courses, 2021-22						12	9	75%	161
	Other enrolled students, 2021-22						20	18	90%	169
	All program completers, 2021-22						66	65	98%	165
	All program completers, 2020-21						65	60	92%	165
	All program completers, 2019-20						100	92	92%	166

**Single Assessment Institution-Level Pass Rate Data: Traditional Teacher Preparation Program Within IHE**



**HEOA - Title II  
2021 - 2022 Academic Year**

<b>Institution Name</b>	Kentucky State University
<b>Institution Code</b>	1368
<b>State</b>	Kentucky

April 5, 2023

Assessment Information <sup>1</sup>	Group	Number Taking Assessment	Number Passing Assessment	Institutional Pass Rate	Institutional Average Scaled Score	Assessment Cut Score <sup>2</sup>	Statewide			
							Number Taking Assessment	Number Passing Assessment	Statewide Pass Rate	Statewide Average Scaled Score
<b>MUSIC CONTENT &amp; INSTRUCTION (5114)</b>  Test Company: ETS Score Range: 100-200	All enrolled students who have completed all nonclinical courses, 2021-22						14	8	57%	167
	Other enrolled students, 2021-22						8			
	All program completers, 2021-22						61	50	82%	166
	All program completers, 2020-21	1				162	77	62	81%	168
	All program completers, 2019-20						80	73	91%	170
<b>MUSIC: INSTRUMENTAL AND GENERAL KNOWLEDGE (5115)</b>  Test Company: ETS Score Range: 100-200	All enrolled students who have completed all nonclinical courses, 2021-22						1			
	Other enrolled students, 2021-22									
	All program completers, 2021-22						13	13	100%	169
	All program completers, 2020-21									
	All program completers, 2019-20									
<b>MUSIC: VOCAL AND GENERAL KNOWLEDGE (5116)</b>  Test Company: ETS Score Range: 100-200	All enrolled students who have completed all nonclinical courses, 2021-22									
	Other enrolled students, 2021-22									
	All program completers, 2021-22						5			
	All program completers, 2020-21									
	All program completers, 2019-20									
<b>PHYSICAL ED CONTENT AND DESIGN (5095)</b>  Test Company: ETS Score Range: 100-200	All enrolled students who have completed all nonclinical courses, 2021-22						1			
	Other enrolled students, 2021-22						1			
	All program completers, 2021-22						9			
	All program completers, 2020-21	1				169	4			
	All program completers, 2019-20						37	35	95%	173

**Single Assessment Institution-Level Pass Rate Data: Traditional Teacher Preparation Program Within IHE**




**HEOA - Title II  
2021 - 2022 Academic Year**

<b>Institution Name</b>	Kentucky State University
<b>Institution Code</b>	1368
<b>State</b>	Kentucky

April 5, 2023

Assessment Information <sup>1</sup>	Group	Number Taking Assessment	Number Passing Assessment	Institutional Pass Rate	Institutional Average Scaled Score	Assessment Cut Score <sup>2</sup>	Statewide			
							Number Taking Assessment	Number Passing Assessment	Statewide Pass Rate	Statewide Average Scaled Score
<b>PHYSICS CONTENT KNOWLEDGE (5265)</b>  Test Company: ETS Score Range: 100-200	All enrolled students who have completed all nonclinical courses, 2021-22						1			
	Other enrolled students, 2021-22									
	All program completers, 2021-22						1			
	All program completers, 2020-21									
	All program completers, 2019-20									
<b>PRINC LEARNING AND TEACHING 5-9 (5623)</b>  Test Company: ETS Score Range: 100-200	All enrolled students who have completed all nonclinical courses, 2021-22						30	27	90%	171
	Other enrolled students, 2021-22						42	40	95%	176
	All program completers, 2021-22						175	174	99%	176
	All program completers, 2020-21						201	198	99%	176
	All program completers, 2019-20						232	232	100%	177
<b>PRINC LEARNING AND TEACHING 7-12 (5624)</b>  Test Company: ETS Score Range: 100-200	All enrolled students who have completed all nonclinical courses, 2021-22						54	49	91%	172
	Other enrolled students, 2021-22						72	65	90%	176
	All program completers, 2021-22	4				160	296	290	98%	177
	All program completers, 2020-21	2				160	359	355	99%	177
	All program completers, 2019-20	2				160	304	302	99%	177
<b>PRINC LEARNING AND TEACHING K-6 (5622)</b>  Test Company: ETS Score Range: 100-200	All enrolled students who have completed all nonclinical courses, 2021-22	2				160	159	145	91%	173
	Other enrolled students, 2021-22	3				160	178	167	94%	175
	All program completers, 2021-22	3				160	752	732	97%	175
	All program completers, 2020-21	2				160	837	828	99%	176
	All program completers, 2019-20	4				160	891	885	99%	177

**Single Assessment Institution-Level Pass Rate Data: Traditional Teacher Preparation Program Within IHE**

	<b>HEOA - Title II 2021 - 2022 Academic Year</b>
	<b>Institution Name</b>
	<b>Institution Code</b>
	<b>State</b>

Kentucky State University

1368

Kentucky

April 5, 2023

Assessment Information <sup>1</sup>	Group	Number Taking Assessment	Number Passing Assessment	Institutional Pass Rate	Institutional Average Scaled Score	Assessment Cut Score <sup>2</sup>	Statewide			
							Number Taking Assessment	Number Passing Assessment	Statewide Pass Rate	Statewide Average Scaled Score
<b>SE CK AND MILD TO MODERATE APPL (5543)</b>  Test Company: ETS Score Range: 100-200	All enrolled students who have completed all nonclinical courses, 2021-22	2				158	26	23	88%	169
	Other enrolled students, 2021-22	1				158	65	61	94%	171
	All program completers, 2021-22	2				158	161	159	99%	174
	All program completers, 2020-21	1				158	181	179	99%	173
	All program completers, 2019-20						179	179	100%	174
<b>SE CK AND SEVERE TO PROF APPL (5545)</b>  Test Company: ETS Score Range: 100-200	All enrolled students who have completed all nonclinical courses, 2021-22						8			
	Other enrolled students, 2021-22						1			
	All program completers, 2021-22						29	29	100%	178
	All program completers, 2020-21						29	29	100%	178
	All program completers, 2019-20						42	42	100%	181
<b>SE CORE KNOWLEDGE &amp; APPLICATIONS (5354)</b>  Test Company: ETS Score Range: 100-200	All enrolled students who have completed all nonclinical courses, 2021-22						2			
	Other enrolled students, 2021-22									
	All program completers, 2021-22						4			
	All program completers, 2020-21						35	35	100%	179
	All program completers, 2019-20						34	34	100%	174
<b>SE TEACHING STU WVISUAL IMPAIRMENT (5282)</b>  Test Company: ETS Score Range: 100-200	All enrolled students who have completed all nonclinical courses, 2021-22						1			
	Other enrolled students, 2021-22									
	All program completers, 2021-22									
	All program completers, 2020-21									
	All program completers, 2019-20									

**Single Assessment Institution-Level Pass Rate Data: Traditional Teacher Preparation Program Within IHE**




**HEOA - Title II  
2021 - 2022 Academic Year**

<b>Institution Name</b>	Kentucky State University
<b>Institution Code</b>	1368
<b>State</b>	Kentucky

April 5, 2023

Assessment Information <sup>1</sup>	Group	Number Taking Assessment	Number Passing Assessment	Institutional Pass Rate	Institutional Average Scaled Score	Assessment Cut Score <sup>2</sup>	Statewide			
							Number Taking Assessment	Number Passing Assessment	Statewide Pass Rate	Statewide Average Scaled Score
<b>SOCIAL STUDIES CONTENT &amp; INTERPRETATION (5086)</b>  Test Company: ETS Score Range: 100-200	All enrolled students who have completed all nonclinical courses, 2021-22						21	14	67%	154
	Other enrolled students, 2021-22						50	41	82%	165
	All program completers, 2021-22	2				153	74	69	93%	165
	All program completers, 2020-21						105	100	95%	165
	All program completers, 2019-20						90	86	96%	167
<b>SPANISH WORLD LANGUAGE (5195)</b>  Test Company: ETS Score Range: 100-200	All enrolled students who have completed all nonclinical courses, 2021-22						1			
	Other enrolled students, 2021-22						3			
	All program completers, 2021-22						8			
	All program completers, 2020-21						9			
	All program completers, 2019-20						11	7	64%	167
<b>SPEECH LANGUAGE PATHOLOGY (5331)</b>  Test Company: ETS Score Range: 100-200	All enrolled students who have completed all nonclinical courses, 2021-22									
	Other enrolled students, 2021-22									
	All program completers, 2021-22									
	All program completers, 2020-21						29	29	100%	176
	All program completers, 2019-20						23	23	100%	174
<b>TECHNOLOGY EDUCATION (5051)</b>  Test Company: ETS Score Range: 100-200	All enrolled students who have completed all nonclinical courses, 2021-22									
	Other enrolled students, 2021-22									
	All program completers, 2021-22						2			
	All program completers, 2020-21						1			
	All program completers, 2019-20									

**Single Assessment Institution-Level Pass Rate Data: *Traditional Teacher Preparation Program Within IHE***

	<b>HEOA - Title II 2021 - 2022 Academic Year</b>	
	<b>Institution Name</b>	Kentucky State University
	<b>Institution Code</b>	1368
	<b>State</b>	Kentucky

April 5, 2023

<i>Assessment Information</i> <sup>1</sup>	<i>Group</i>	<i>Number Taking Assessment</i>	<i>Number Passing Assessment</i>	<i>Institutional Pass Rate</i>	<i>Institutional Average Scaled Score</i>	<i>Assessment Cut Score</i> <sup>2</sup>	<b>Statewide</b>			
							<i>Number Taking Assessment</i>	<i>Number Passing Assessment</i>	<i>Statewide Pass Rate</i>	<i>Statewide Average Scaled Score</i>
THEATRE (5641)  Test Company: ETS Score Range: 100-200	All enrolled students who have completed all nonclinical courses, 2021-22						1			
	Other enrolled students, 2021-22									
	All program completers, 2021-22									
	All program completers, 2020-21						4			
	All program completers, 2019-20						1			

Note: In cases where there are less than ten students taking the assessment or license/certificate, the number passing and pass rate are not reported.

<sup>1</sup>Tests with multiple delivery options (computer, paper, etc.) will be noted with the assessment code for one format only.

<sup>2</sup>Cut scores may vary for groups depending upon when the cut scores are established by the state and when each group completed their teacher certification or licensure assessment.