



Single Assessment Institution-Level Pass Rate Data: Traditional Teacher Preparation Program Within IHE

| | |
|--|--|
|  | HEOA - Title II 2019 - 2020 Academic Year |
| | Institution Name KENTUCKY STATE UNIVERSITY |
| | Institution Code 1368 |
| | State Kentucky |

April 5, 2021

| Assessment Information ¹ | Group | Number Taking Assessment | Number Passing Assessment | Institutional Pass Rate | Institutional Average Scaled Score | Assessment Cut Score ² | Statewide | | | |
|--|---|--------------------------|---------------------------|-------------------------|------------------------------------|-----------------------------------|--------------------------|---------------------------|---------------------|--------------------------------|
| | | | | | | | Number Taking Assessment | Number Passing Assessment | Statewide Pass Rate | Statewide Average Scaled Score |
| AGRICULTURE (5701) Test Company: ETS Score Range: 100-200 | All enrolled students who have completed all nonclinical courses, 2019-20 | | | | | | 7 | | | |
| | Other enrolled students, 2019-20 | | | | | | 2 | | | |
| | All program completers, 2019-20 | | | | | | 32 | 32 | 100% | 166 |
| | All program completers, 2018-19 | | | | | | 34 | 34 | 100% | 167 |
| | All program completers, 2017-18 | | | | | | 27 | 27 | 100% | 167 |
| ART CONTENT AND ANALYSIS (5135) Test Company: ETS Score Range: 100-200 | All enrolled students who have completed all nonclinical courses, 2019-20 | | | | | | 4 | | | |
| | Other enrolled students, 2019-20 | | | | | | 8 | | | |
| | All program completers, 2019-20 | | | | | | 24 | 18 | 75% | 167 |
| | All program completers, 2018-19 | | | | | | 33 | 29 | 88% | 170 |
| | All program completers, 2017-18 | | | | | | 18 | 18 | 100% | 170 |
| BIOLOGY CONTENT KNOWLEDGE (0235) Test Company: ETS Score Range: 100-200 | All enrolled students who have completed all nonclinical courses, 2019-20 | | | | | | 4 | | | |
| | Other enrolled students, 2019-20 | | | | | | 14 | 13 | 93% | 161 |
| | All program completers, 2019-20 | 1 | | | | 146 | 13 | 13 | 100% | 168 |
| | All program completers, 2018-19 | | | | | | 21 | 21 | 100% | 168 |
| | All program completers, 2017-18 | | | | | | 16 | 16 | 100% | 167 |
| BUSINESS ED CONTENT KNOWLEDGE (5101) Test Company: ETS Score Range: 100-200 | All enrolled students who have completed all nonclinical courses, 2019-20 | | | | | | 2 | | | |
| | Other enrolled students, 2019-20 | | | | | | 8 | | | |
| | All program completers, 2019-20 | | | | | | 3 | | | |
| | All program completers, 2018-19 | | | | | | 6 | | | |
| | All program completers, 2017-18 | | | | | | 6 | | | |


Single Assessment Institution-Level Pass Rate Data: Traditional Teacher Preparation Program Within IHE

| | |
|--|--|
|  | HEOA - Title II 2019 - 2020 Academic Year |
| | Institution Name KENTUCKY STATE UNIVERSITY |
| | Institution Code 1368 |
| | State Kentucky |


April 5, 2021

| Assessment Information ¹ | Group | Number Taking Assessment | Number Passing Assessment | Institutional Pass Rate | Institutional Average Scaled Score | Assessment Cut Score ² | Statewide | | | |
|--|---|--------------------------|---------------------------|-------------------------|------------------------------------|-----------------------------------|--------------------------|---------------------------|---------------------|--------------------------------|
| | | | | | | | Number Taking Assessment | Number Passing Assessment | Statewide Pass Rate | Statewide Average Scaled Score |
| CHEMISTRY CONTENT KNOWLEDGE (0245) Test Company: ETS Score Range: 100-200 | All enrolled students who have completed all nonclinical courses, 2019-20 | | | | | | 1 | | | |
| | Other enrolled students, 2019-20 | | | | | | 4 | | | |
| | All program completers, 2019-20 | | | | | | 3 | | | |
| | All program completers, 2018-19 | | | | | | 4 | | | |
| | All program completers, 2017-18 | | | | | | 7 | | | |
| EARTH AND SPACE SCIENCES - CK (5571) Test Company: ETS Score Range: 100-200 | All enrolled students who have completed all nonclinical courses, 2019-20 | | | | | | | | | |
| | Other enrolled students, 2019-20 | | | | | | 1 | | | |
| | All program completers, 2019-20 | | | | | | 1 | | | |
| | All program completers, 2018-19 | | | | | | 1 | | | |
| | All program completers, 2017-18 | | | | | | 3 | | | |
| ED OF DEAF AND HARD OF HEARING (5272) Test Company: ETS Score Range: 100-200 | All enrolled students who have completed all nonclinical courses, 2019-20 | | | | | | | | | |
| | Other enrolled students, 2019-20 | | | | | | | | | |
| | All program completers, 2019-20 | | | | | | 11 | 9 | 82% | 167 |
| | All program completers, 2018-19 | | | | | | 3 | | | |
| | All program completers, 2017-18 | | | | | | 4 | | | |
| ELEM ED MULTI SUBJ MATHEMATICS (DISC) (5033) Test Company: ETS Score Range: 100-200 | All enrolled students who have completed all nonclinical courses, 2019-20 | | | | | | | | | |
| | Other enrolled students, 2019-20 | | | | | | | | | |
| | All program completers, 2019-20 | | | | | | | | | |
| | All program completers, 2018-19 | | | | | | 1 | | | |
| | All program completers, 2017-18 | | | | | | 4 | | | |

Single Assessment Institution-Level Pass Rate Data: Traditional Teacher Preparation Program Within IHE

|  | | <p align="center">HEOA - Title II 2019 - 2020 Academic Year</p> | | | | | | | | |
|--|---|--|---------------------------|-------------------------|------------------------------------|-----------------------------------|--------------------------|---------------------------|---------------------|--------------------------------|
| Institution Name | | KENTUCKY STATE UNIVERSITY | | | | | | | | |
| Institution Code | | 1368 | | | | | | | | |
| State | | Kentucky | | | | | | | | |
| | | | | | | | April 5, 2021 | | | |
| Assessment Information ¹ | Group | Number Taking Assessment | Number Passing Assessment | Institutional Pass Rate | Institutional Average Scaled Score | Assessment Cut Score ² | Statewide | | | |
| | | | | | | | Number Taking Assessment | Number Passing Assessment | Statewide Pass Rate | Statewide Average Scaled Score |
| ELEM ED MULTI SUBJ MATHEMATICS (5003) Test Company: ETS Score Range: 100-200 | All enrolled students who have completed all nonclinical courses, 2019-20 | | | | | | 181 | 163 | 90% | 174 |
| | Other enrolled students, 2019-20 | 1 | | | | 157 | 145 | 131 | 90% | 174 |
| | All program completers, 2019-20 | 4 | | | | 157 | 786 | 758 | 96% | 177 |
| | All program completers, 2018-19 | 2 | | | | 157 | 817 | 806 | 99% | 178 |
| | All program completers, 2017-18 | 9 | | | | 157 | 822 | 815 | 99% | 178 |
| ELEM ED MULTI SUBJ READING LANG ARTS (DISC) (5032) Test Company: ETS Score Range: 100-200 | All enrolled students who have completed all nonclinical courses, 2019-20 | | | | | | | | | |
| | Other enrolled students, 2019-20 | | | | | | | | | |
| | All program completers, 2019-20 | | | | | | | | | |
| | All program completers, 2018-19 | | | | | | 1 | | | |
| | All program completers, 2017-18 | | | | | | 4 | | | |
| ELEM ED MULTI SUBJ READING LANG ARTS (5002) Test Company: ETS Score Range: 100-200 | All enrolled students who have completed all nonclinical courses, 2019-20 | | | | | | 191 | 171 | 90% | 169 |
| | Other enrolled students, 2019-20 | 1 | | | | 157 | 161 | 131 | 81% | 168 |
| | All program completers, 2019-20 | 4 | | | | 157 | 791 | 757 | 96% | 170 |
| | All program completers, 2018-19 | 2 | | | | 157 | 816 | 800 | 98% | 171 |
| | All program completers, 2017-18 | 8 | | | | 157 | 818 | 809 | 99% | 171 |
| ELEM ED MULTI SUBJ SCIENCES (DISC) (5035) Test Company: ETS Score Range: 100-200 | All enrolled students who have completed all nonclinical courses, 2019-20 | | | | | | | | | |
| | Other enrolled students, 2019-20 | | | | | | | | | |
| | All program completers, 2019-20 | | | | | | | | | |
| | All program completers, 2018-19 | | | | | | 1 | | | |
| | All program completers, 2017-18 | | | | | | 4 | | | |

Single Assessment Institution-Level Pass Rate Data: Traditional Teacher Preparation Program Within IHE


| | |
|--|--|
|  | HEOA - Title II 2019 - 2020 Academic Year |
| | Institution Name |
| | Institution Code |
| | State |

KENTUCKY STATE UNIVERSITY
1368
Kentucky

April 5, 2021

| Assessment Information ¹ | Group | Number Taking Assessment | Number Passing Assessment | Institutional Pass Rate | Institutional Average Scaled Score | Assessment Cut Score ² | Statewide | | | |
|--|---|--------------------------|---------------------------|-------------------------|------------------------------------|-----------------------------------|--------------------------|---------------------------|---------------------|--------------------------------|
| | | | | | | | Number Taking Assessment | Number Passing Assessment | Statewide Pass Rate | Statewide Average Scaled Score |
| ELEM ED MULTI SUBJ SCIENCES (5005) Test Company: ETS Score Range: 100-200 | All enrolled students who have completed all nonclinical courses, 2019-20 | | | | | | 178 | 141 | 79% | 168 |
| | Other enrolled students, 2019-20 | 1 | | | | 159 | 138 | 111 | 80% | 167 |
| | All program completers, 2019-20 | 4 | | | | 159 | 773 | 710 | 92% | 170 |
| | All program completers, 2018-19 | 2 | | | | 159 | 817 | 783 | 96% | 170 |
| | All program completers, 2017-18 | 9 | | | | 159 | 824 | 795 | 96% | 170 |
| ELEM ED MULTI SUBJ SOCIAL STUDIES (DISC) (5034) Test Company: ETS Score Range: 100-200 | All enrolled students who have completed all nonclinical courses, 2019-20 | | | | | | | | | |
| | Other enrolled students, 2019-20 | | | | | | | | | |
| | All program completers, 2019-20 | | | | | | | | | |
| | All program completers, 2018-19 | | | | | | 1 | | | |
| | All program completers, 2017-18 | | | | | | 4 | | | |
| ELEM ED MULTI SUBJ SOCIAL STUDIES (5004) Test Company: ETS Score Range: 100-200 | All enrolled students who have completed all nonclinical courses, 2019-20 | | | | | | 177 | 139 | 79% | 164 |
| | Other enrolled students, 2019-20 | 1 | | | | 155 | 151 | 114 | 75% | 164 |
| | All program completers, 2019-20 | 4 | | | | 155 | 777 | 677 | 87% | 165 |
| | All program completers, 2018-19 | 2 | | | | 155 | 816 | 769 | 94% | 166 |
| | All program completers, 2017-18 | 9 | | | | 155 | 821 | 785 | 96% | 166 |
| ENGLISH LANGUAGE ARTS: CONTENT AND ANALYSIS (5039) Test Company: ETS Score Range: 100-200 | All enrolled students who have completed all nonclinical courses, 2019-20 | | | | | | 18 | 18 | 100% | 180 |
| | Other enrolled students, 2019-20 | | | | | | 22 | 20 | 91% | 177 |
| | All program completers, 2019-20 | | | | | | 53 | 44 | 83% | 175 |
| | All program completers, 2018-19 | | | | | | 67 | 66 | 99% | 176 |
| | All program completers, 2017-18 | | | | | | 95 | 94 | 99% | 177 |

Single Assessment Institution-Level Pass Rate Data: Traditional Teacher Preparation Program Within IHE

| | |
|--|--|
|  | HEOA - Title II 2019 - 2020 Academic Year |
| | Institution Name |
| | Institution Code |
| | State |

KENTUCKY STATE UNIVERSITY


1368

Kentucky

April 5, 2021

| Assessment Information ¹ | Group | Number Taking Assessment | Number Passing Assessment | Institutional Pass Rate | Institutional Average Scaled Score | Assessment Cut Score ² | Statewide | | | |
|--|---|--------------------------|---------------------------|-------------------------|------------------------------------|-----------------------------------|--------------------------|---------------------------|---------------------|--------------------------------|
| | | | | | | | Number Taking Assessment | Number Passing Assessment | Statewide Pass Rate | Statewide Average Scaled Score |
| ENGLISH TO SPEAKERS OF OTHER LANGUAGES (DISC) (5361) Test Company: ETS Score Range: 100-200 | All enrolled students who have completed all nonclinical courses, 2019-20 | | | | | | | | | |
| | Other enrolled students, 2019-20 | | | | | | | | | |
| | All program completers, 2019-20 | | | | | | | | | |
| | All program completers, 2018-19 | | | | | | | | | |
| | All program completers, 2017-18 | | | | | | | 1 | | |
| ENGLISH TO SPEAKERS OF OTHER LANGUAGES (5362) Test Company: ETS Score Range: 100-200 | All enrolled students who have completed all nonclinical courses, 2019-20 | | | | | | 2 | | | |
| | Other enrolled students, 2019-20 | | | | | | 1 | | | |
| | All program completers, 2019-20 | | | | | | | | | |
| | All program completers, 2018-19 | | | | | | 5 | | | |
| | All program completers, 2017-18 | | | | | | 2 | | | |
| FAMILY AND CONSUMER SCIENCES (5122) Test Company: ETS Score Range: 100-200 | All enrolled students who have completed all nonclinical courses, 2019-20 | | | | | | 4 | | | |
| | Other enrolled students, 2019-20 | | | | | | | | | |
| | All program completers, 2019-20 | | | | | | 11 | 11 | 100% | 165 |
| | All program completers, 2018-19 | | | | | | 7 | | | |
| | All program completers, 2017-18 | | | | | | 7 | | | |
| FRENCH WORLD LANGUAGE (5174) Test Company: ETS Score Range: 100-200 | All enrolled students who have completed all nonclinical courses, 2019-20 | | | | | | | | | |
| | Other enrolled students, 2019-20 | | | | | | | | | |
| | All program completers, 2019-20 | | | | | | | | | |
| | All program completers, 2018-19 | | | | | | | | | |
| | All program completers, 2017-18 | | | | | | | 1 | | |


Single Assessment Institution-Level Pass Rate Data: Traditional Teacher Preparation Program Within IHE

| | |
|--|--|
|  | HEOA - Title II 2019 - 2020 Academic Year |
| | Institution Name KENTUCKY STATE UNIVERSITY |
| | Institution Code 1368 |
| | State Kentucky |

April 5, 2021

| Assessment Information ¹ | Group | Number Taking Assessment | Number Passing Assessment | Institutional Pass Rate | Institutional Average Scaled Score | Assessment Cut Score ² | Statewide | | | |
|---|---|--------------------------|---------------------------|-------------------------|------------------------------------|-----------------------------------|--------------------------|---------------------------|---------------------|--------------------------------|
| | | | | | | | Number Taking Assessment | Number Passing Assessment | Statewide Pass Rate | Statewide Average Scaled Score |
| HEALTH AND PE (5857) Test Company: ETS Score Range: 100-200 | All enrolled students who have completed all nonclinical courses, 2019-20 | | | | | | 3 | | | |
| | Other enrolled students, 2019-20 | | | | | | 5 | | | |
| | All program completers, 2019-20 | | | | | | 25 | 24 | 96% | 168 |
| | All program completers, 2018-19 | | | | | | 34 | 32 | 94% | 170 |
| | All program completers, 2017-18 | | | | | | 36 | 35 | 97% | 169 |
| HEALTH EDUCATION (5551) Test Company: ETS Score Range: 100-200 | All enrolled students who have completed all nonclinical courses, 2019-20 | | | | | | | | | |
| | Other enrolled students, 2019-20 | | | | | | | | | |
| | All program completers, 2019-20 | | | | | | | | | |
| | All program completers, 2018-19 | | | | | | | | | |
| | All program completers, 2017-18 | | | | | | 1 | | | |
| INTERDIS EARLY CHILD EDUCATION (5023) Test Company: ETS Score Range: 100-200 | All enrolled students who have completed all nonclinical courses, 2019-20 | | | | | | 13 | 11 | 85% | 177 |
| | Other enrolled students, 2019-20 | | | | | | 5 | | | |
| | All program completers, 2019-20 | | | | | | 73 | 72 | 99% | 179 |
| | All program completers, 2018-19 | | | | | | 63 | 62 | 98% | 179 |
| | All program completers, 2017-18 | 1 | | | | 166 | 69 | 68 | 99% | 179 |
| LATIN (5601) Test Company: ETS Score Range: 100-200 | All enrolled students who have completed all nonclinical courses, 2019-20 | | | | | | | | | |
| | Other enrolled students, 2019-20 | | | | | | | | | |
| | All program completers, 2019-20 | | | | | | | | | |
| | All program completers, 2018-19 | | | | | | | | | |
| | All program completers, 2017-18 | | | | | | 1 | | | |

Single Assessment Institution-Level Pass Rate Data: Traditional Teacher Preparation Program Within IHE


| | |
|--|--|
|  | HEOA - Title II 2019 - 2020 Academic Year |
| | Institution Name |
| | Institution Code |
| | State |

KENTUCKY STATE UNIVERSITY
1368
Kentucky


April 5, 2021

| Assessment Information ¹ | Group | Number Taking Assessment | Number Passing Assessment | Institutional Pass Rate | Institutional Average Scaled Score | Assessment Cut Score ² | Statewide | | | |
|---|---|--------------------------|---------------------------|-------------------------|------------------------------------|-----------------------------------|--------------------------|---------------------------|---------------------|--------------------------------|
| | | | | | | | Number Taking Assessment | Number Passing Assessment | Statewide Pass Rate | Statewide Average Scaled Score |
| MATHEMATICS CONTENT KNOWLEDGE (5161) Test Company: ETS Score Range: 100-200 | All enrolled students who have completed all nonclinical courses, 2019-20 | | | | | | 1 | | | |
| | Other enrolled students, 2019-20 | 1 | | | | 160 | 16 | 8 | 50% | 156 |
| | All program completers, 2019-20 | 1 | | | | 160 | 30 | 27 | 90% | 171 |
| | All program completers, 2018-19 | 1 | | | | 160 | 38 | 34 | 89% | 167 |
| | All program completers, 2017-18 | 3 | | | | 160 | 57 | 49 | 86% | 164 |
| MIDDLE SCHOOL ENG LANG ARTS (5047) Test Company: ETS Score Range: 100-200 | All enrolled students who have completed all nonclinical courses, 2019-20 | | | | | | 6 | | | |
| | Other enrolled students, 2019-20 | | | | | | 16 | 9 | 56% | 164 |
| | All program completers, 2019-20 | | | | | | 73 | 52 | 71% | 167 |
| | All program completers, 2018-19 | | | | | | 77 | 65 | 84% | 168 |
| | All program completers, 2017-18 | | | | | | 70 | 64 | 91% | 169 |
| MIDDLE SCHOOL MATHEMATICS (5169) Test Company: ETS Score Range: 100-200 | All enrolled students who have completed all nonclinical courses, 2019-20 | | | | | | 18 | 12 | 67% | 166 |
| | Other enrolled students, 2019-20 | | | | | | 19 | 11 | 58% | 167 |
| | All program completers, 2019-20 | | | | | | 90 | 79 | 88% | 175 |
| | All program completers, 2018-19 | | | | | | 92 | 88 | 96% | 175 |
| | All program completers, 2017-18 | | | | | | 110 | 105 | 95% | 175 |
| MIDDLE SCHOOL SCIENCE (DISCONTINUED) (0439) Test Company: ETS Score Range: 100-200 | All enrolled students who have completed all nonclinical courses, 2019-20 | | | | | | | | | |
| | Other enrolled students, 2019-20 | | | | | | | | | |
| | All program completers, 2019-20 | | | | | | | | | |
| | All program completers, 2018-19 | | | | | | | | | |
| | All program completers, 2017-18 | | | | | | 1 | | | |

Single Assessment Institution-Level Pass Rate Data: Traditional Teacher Preparation Program Within IHE

|  | | HEOA - Title II 2019 - 2020 Academic Year | | | | | | | | | | | |
|--|--|---|--|--------------------------|---------------------------|-------------------------|------------------------------------|-----------------------------------|--------------------------|---------------------------|---------------------|--------------------------------|-----|
| Institution Name | | KENTUCKY STATE UNIVERSITY | | | | | | | | | | | |
| Institution Code | | 1368 | | | | | | | | | | | |
| State | | Kentucky | | | | | | | | | | | |
| | | | | | | | April 5, 2021 | | | | | | |
| Assessment Information ¹ | | Group | | Number Taking Assessment | Number Passing Assessment | Institutional Pass Rate | Institutional Average Scaled Score | Assessment Cut Score ² | Statewide | | | | |
| | | | | | | | | | Number Taking Assessment | Number Passing Assessment | Statewide Pass Rate | Statewide Average Scaled Score | |
| MIDDLE SCHOOL SCIENCE (5440) Test Company: ETS Score Range: 100-200 | | All enrolled students who have completed all nonclinical courses, 2019-20 | | | | | | | 8 | | | | |
| | | Other enrolled students, 2019-20 | | | | | | | 9 | | | | |
| | | All program completers, 2019-20 | | | | | | | | 45 | 38 | 84% | 159 |
| | | All program completers, 2018-19 | | | | | | | | 58 | 51 | 88% | 159 |
| | | All program completers, 2017-18 | | | | | | | | 74 | 64 | 86% | 158 |
| MIDDLE SCHOOL SOCIAL STUDIES (5089) Test Company: ETS Score Range: 100-200 | | All enrolled students who have completed all nonclinical courses, 2019-20 | | | | | | | 7 | | | | |
| | | Other enrolled students, 2019-20 | | | | | | | 8 | | | | |
| | | All program completers, 2019-20 | | | | | | | | 88 | 77 | 88% | 166 |
| | | All program completers, 2018-19 | | | | | | | | 85 | 84 | 99% | 166 |
| | | All program completers, 2017-18 | | | | | | | | 111 | 104 | 94% | 167 |
| MUSIC CONTENT & INSTRUCTION (5114) Test Company: ETS Score Range: 100-200 | | All enrolled students who have completed all nonclinical courses, 2019-20 | | | | | | | 13 | 10 | 77% | 168 | |
| | | Other enrolled students, 2019-20 | | | | | | | 6 | | | | |
| | | All program completers, 2019-20 | | | | | | | | 59 | 45 | 76% | 169 |
| | | All program completers, 2018-19 | | 2 | | | | | 162 | 107 | 94 | 88% | 168 |
| | | All program completers, 2017-18 | | | | | | | | 103 | 92 | 89% | 170 |
| PHYSICAL ED CONTENT AND DESIGN (5095) Test Company: ETS Score Range: 100-200 | | All enrolled students who have completed all nonclinical courses, 2019-20 | | | | | | | 6 | | | | |
| | | Other enrolled students, 2019-20 | | | | | | | 2 | | | | |
| | | All program completers, 2019-20 | | | | | | | | 29 | 28 | 97% | 174 |
| | | All program completers, 2018-19 | | | | | | | | 37 | 35 | 95% | 173 |
| | | All program completers, 2017-18 | | 2 | | | | | 169 | 45 | 42 | 93% | 173 |


Single Assessment Institution-Level Pass Rate Data: Traditional Teacher Preparation Program Within IHE

| | |
|--|--|
|  | HEOA - Title II 2019 - 2020 Academic Year |
| | Institution Name KENTUCKY STATE UNIVERSITY |
| | Institution Code 1368 |
| | State Kentucky |

April 5, 2021

| Assessment Information ¹ | Group | Number Taking Assessment | Number Passing Assessment | Institutional Pass Rate | Institutional Average Scaled Score | Assessment Cut Score ² | Statewide | | | | |
|---|---|--------------------------|---------------------------|-------------------------|------------------------------------|-----------------------------------|--------------------------|---------------------------|---------------------|--------------------------------|--|
| | | | | | | | Number Taking Assessment | Number Passing Assessment | Statewide Pass Rate | Statewide Average Scaled Score | |
| PHYSICS CONTENT KNOWLEDGE (5265) Test Company: ETS Score Range: 100-200 | All enrolled students who have completed all nonclinical courses, 2019-20 | | | | | | | | | | |
| | Other enrolled students, 2019-20 | | | | | | 2 | | | | |
| | All program completers, 2019-20 | | | | | | | | | | |
| | All program completers, 2018-19 | | | | | | | 4 | | | |
| | All program completers, 2017-18 | | | | | | | | 9 | | |
| PRINC LEARNING AND TEACHING 5-9 (5623) Test Company: ETS Score Range: 100-200 | All enrolled students who have completed all nonclinical courses, 2019-20 | | | | | | 23 | 20 | 87% | 177 | |
| | Other enrolled students, 2019-20 | | | | | | 26 | 26 | 100% | 177 | |
| | All program completers, 2019-20 | | | | | | 191 | 186 | 97% | 176 | |
| | All program completers, 2018-19 | 1 | | | | 160 | 219 | 217 | 99% | 175 | |
| | All program completers, 2017-18 | | | | | | 259 | 258 | 100% | 175 | |
| PRINC LEARNING AND TEACHING 7-12 (5624) Test Company: ETS Score Range: 100-200 | All enrolled students who have completed all nonclinical courses, 2019-20 | 1 | | | | 160 | 76 | 75 | 99% | 178 | |
| | Other enrolled students, 2019-20 | 1 | | | | 160 | 50 | 47 | 94% | 176 | |
| | All program completers, 2019-20 | 2 | | | | 160 | 265 | 260 | 98% | 177 | |
| | All program completers, 2018-19 | 3 | | | | 160 | 333 | 331 | 99% | 177 | |
| | All program completers, 2017-18 | 7 | | | | 160 | 382 | 375 | 98% | 177 | |
| PRINC LEARNING AND TEACHING K-6 (5622) Test Company: ETS Score Range: 100-200 | All enrolled students who have completed all nonclinical courses, 2019-20 | | | | | | 112 | 109 | 97% | 177 | |
| | Other enrolled students, 2019-20 | | | | | | 77 | 72 | 94% | 176 | |
| | All program completers, 2019-20 | 4 | | | | 160 | 744 | 735 | 99% | 177 | |
| | All program completers, 2018-19 | 2 | | | | 160 | 865 | 861 | 100% | 177 | |
| | All program completers, 2017-18 | 9 | | | | 160 | 908 | 906 | 100% | 177 | |

Single Assessment Institution-Level Pass Rate Data: Traditional Teacher Preparation Program Within IHE


| | |
|--|--|
|  | HEOA - Title II 2019 - 2020 Academic Year |
| | Institution Name |
| | Institution Code |
| | State |

KENTUCKY STATE UNIVERSITY
1368
Kentucky

April 5, 2021

| Assessment Information ¹ | Group | Number Taking Assessment | Number Passing Assessment | Institutional Pass Rate | Institutional Average Scaled Score | Assessment Cut Score ² | Statewide | | | |
|---|---|--------------------------|---------------------------|-------------------------|------------------------------------|-----------------------------------|--------------------------|---------------------------|---------------------|--------------------------------|
| | | | | | | | Number Taking Assessment | Number Passing Assessment | Statewide Pass Rate | Statewide Average Scaled Score |
| SE CK AND MILD TO MODERATE APPL (5543) Test Company: ETS Score Range: 100-200 | All enrolled students who have completed all nonclinical courses, 2019-20 | | | | | | 23 | 22 | 96% | 174 |
| | Other enrolled students, 2019-20 | 1 | | | | 158 | 26 | 22 | 85% | 166 |
| | All program completers, 2019-20 | | | | | | 160 | 160 | 100% | 174 |
| | All program completers, 2018-19 | 1 | | | | 158 | 190 | 189 | 99% | 174 |
| | All program completers, 2017-18 | 1 | | | | 158 | 183 | 182 | 99% | 174 |
| SE CK AND SEVERE TO PROF APPL (5545) Test Company: ETS Score Range: 100-200 | All enrolled students who have completed all nonclinical courses, 2019-20 | | | | | | 6 | | | |
| | Other enrolled students, 2019-20 | | | | | | 3 | | | |
| | All program completers, 2019-20 | | | | | | 36 | 36 | 100% | 182 |
| | All program completers, 2018-19 | | | | | | 40 | 40 | 100% | 178 |
| | All program completers, 2017-18 | | | | | | 47 | 47 | 100% | 177 |
| SE CORE KNOWLEDGE & APPLICATIONS (5354) Test Company: ETS Score Range: 100-200 | All enrolled students who have completed all nonclinical courses, 2019-20 | | | | | | 25 | 25 | 100% | 179 |
| | Other enrolled students, 2019-20 | | | | | | | | | |
| | All program completers, 2019-20 | | | | | | 34 | 34 | 100% | 174 |
| | All program completers, 2018-19 | | | | | | 33 | 33 | 100% | 181 |
| | All program completers, 2017-18 | | | | | | 36 | 36 | 100% | 179 |
| SE TEACHING STU WVISUAL IMPAIRMENT (5282) Test Company: ETS Score Range: 100-200 | All enrolled students who have completed all nonclinical courses, 2019-20 | | | | | | | | | |
| | Other enrolled students, 2019-20 | | | | | | | | | |
| | All program completers, 2019-20 | | | | | | | | | |
| | All program completers, 2018-19 | | | | | | | | | |
| | All program completers, 2017-18 | | | | | | 1 | | | |

Single Assessment Institution-Level Pass Rate Data: Traditional Teacher Preparation Program Within IHE

|  | | HEOA - Title II 2019 - 2020 Academic Year | | | | | | | | |
|--|---|--|---------------------------|-------------------------|------------------------------------|-----------------------------------|--------------------------|---------------------------|---------------------|--------------------------------|
| Institution Name | | KENTUCKY STATE UNIVERSITY | | | | | | | | |
| Institution Code | | 1368 | | | | | | | | |
| State | | Kentucky | | | | | | | | |
| | | | | | | | April 5, 2021 | | | |
| Assessment Information ¹ | Group | Number Taking Assessment | Number Passing Assessment | Institutional Pass Rate | Institutional Average Scaled Score | Assessment Cut Score ² | Statewide | | | |
| | | | | | | | Number Taking Assessment | Number Passing Assessment | Statewide Pass Rate | Statewide Average Scaled Score |
| SOCIAL STUDIES CONTENT & INTERPRETATION (5086) Test Company: ETS Score Range: 100-200 | All enrolled students who have completed all nonclinical courses, 2019-20 | | | | | | 24 | 24 | 100% | 168 |
| | Other enrolled students, 2019-20 | | | | | | 29 | 21 | 72% | 158 |
| | All program completers, 2019-20 | | | | | | 82 | 74 | 90% | 166 |
| | All program completers, 2018-19 | 1 | | | | 153 | 69 | 66 | 96% | 165 |
| | All program completers, 2017-18 | 1 | | | | 153 | 84 | 84 | 100% | 168 |
| SPANISH WORLD LANGUAGE (5195) Test Company: ETS Score Range: 100-200 | All enrolled students who have completed all nonclinical courses, 2019-20 | | | | | | 4 | | | |
| | Other enrolled students, 2019-20 | | | | | | 5 | | | |
| | All program completers, 2019-20 | | | | | | 9 | | | |
| | All program completers, 2018-19 | | | | | | 14 | 8 | 57% | 168 |
| | All program completers, 2017-18 | | | | | | 24 | 21 | 88% | 176 |
| SPEECH LANGUAGE PATHOLOGY (5331) Test Company: ETS Score Range: 100-200 | All enrolled students who have completed all nonclinical courses, 2019-20 | | | | | | | | | |
| | Other enrolled students, 2019-20 | | | | | | | | | |
| | All program completers, 2019-20 | | | | | | 23 | 20 | 87% | 173 |
| | All program completers, 2018-19 | | | | | | 30 | 30 | 100% | 178 |
| | All program completers, 2017-18 | | | | | | 31 | 31 | 100% | 177 |
| THEATRE (5641) Test Company: ETS Score Range: 100-200 | All enrolled students who have completed all nonclinical courses, 2019-20 | | | | | | 2 | | | |
| | Other enrolled students, 2019-20 | | | | | | 1 | | | |
| | All program completers, 2019-20 | | | | | | 1 | | | |
| | All program completers, 2018-19 | | | | | | 1 | | | |
| | All program completers, 2017-18 | | | | | | 2 | | | |

Note: In cases where there are less than ten students taking the assessment or license/certificate, the number passing and pass rate are not reported.

¹Tests with multiple delivery options (computer, paper, etc.) will be noted with the assessment code for one format only.

²Cut scores may vary for groups depending upon when the cut scores are established by the state and when each group completed their teacher certification or licensure assessment.