



Single Assessment Institution-Level Pass Rate Data: Traditional Teacher Preparation Program Within IHE

	HEOA - Title II 2011 - 2012 Academic Year
	Institution Name KENTUCKY STATE UNIVERSITY
	Institution Code 1368
	State Kentucky


Assessment Information ¹	Group	Number Taking Assessment	Number Passing Assessment	Institutional Pass Rate	Institutional Average Scaled Score	Assessment Cut Score ²	Statewide		
							Number Taking Assessment	Number Passing Assessment	Statewide Pass Rate
AGRICULTURE (0700) Test Company: ETS Score Range: 250-990	All enrolled students who have completed all nonclinical courses, 2011-12						11	6	55%
	Other enrolled students, 2011-12						1		
	All program completers, 2011-12						21	18	86%
	All program completers, 2010-11						34	32	94%
	All program completers, 2009-10						38	37	97%
ART CONTENT KNOWLEDGE (0133) Test Company: ETS Score Range: 100-200	All enrolled students who have completed all nonclinical courses, 2011-12						13	11	85%
	Other enrolled students, 2011-12						34	32	94%
	All program completers, 2011-12						55	55	100%
	All program completers, 2010-11	1				158	66	64	97%
	All program completers, 2009-10	1				158	63	62	98%
ART MAKING (0131) Test Company: ETS Score Range: 100-200	All enrolled students who have completed all nonclinical courses, 2011-12						13	12	92%
	Other enrolled students, 2011-12						33	30	91%
	All program completers, 2011-12						55	52	95%
	All program completers, 2010-11	1				154	62	61	98%
	All program completers, 2009-10	1				154	63	62	98%
BIOLOGY CONTENT KNOWLEDGE (0235) Test Company: ETS Score Range: 100-200	All enrolled students who have completed all nonclinical courses, 2011-12						11	10	91%
	Other enrolled students, 2011-12						40	39	98%
	All program completers, 2011-12						23	23	100%
	All program completers, 2010-11	2				146	38	38	100%
	All program completers, 2009-10	1				146	31	31	100%

Single Assessment Institution-Level Pass Rate Data: Traditional Teacher Preparation Program Within IHE

	HEOA - Title II 2011 - 2012 Academic Year
	Institution Name KENTUCKY STATE UNIVERSITY
	Institution Code 1368
	State Kentucky


Assessment Information ¹	Group	Number Taking Assessment	Number Passing Assessment	Institutional Pass Rate	Institutional Average Scaled Score	Assessment Cut Score ²	Statewide		
							Number Taking Assessment	Number Passing Assessment	Statewide Pass Rate
BUSINESS ED CONTENT KNOWLEDGE (0101) Test Company: ETS Score Range: 100-200	All enrolled students who have completed all nonclinical courses, 2011-12						1		
	Other enrolled students, 2011-12						35	35	100%
	All program completers, 2011-12						12	12	100%
	All program completers, 2010-11						8		
	All program completers, 2009-10								
BUSINESS ED (0100) Test Company: ETS Score Range: 250-990	All enrolled students who have completed all nonclinical courses, 2011-12						1		
	Other enrolled students, 2011-12						14	14	100%
	All program completers, 2011-12						11	11	100%
	All program completers, 2010-11						21	21	100%
	All program completers, 2009-10						30	30	100%
CHEMISTRY CONTENT KNOWLEDGE II (0245) Test Company: ETS Score Range: 100-200	All enrolled students who have completed all nonclinical courses, 2011-12						3		
	Other enrolled students, 2011-12						16	14	88%
	All program completers, 2011-12						18	18	100%
	All program completers, 2010-11						14	14	100%
	All program completers, 2009-10						10	9	90%
EARTH AND SPACE SCIENCES - CK (0571) Test Company: ETS Score Range: 100-200	All enrolled students who have completed all nonclinical courses, 2011-12						2		
	Other enrolled students, 2011-12						4		
	All program completers, 2011-12						5		
	All program completers, 2010-11						5		
	All program completers, 2009-10								

Single Assessment Institution-Level Pass Rate Data: Traditional Teacher Preparation Program Within IHE

	HEOA - Title II 2011 - 2012 Academic Year
	Institution Name KENTUCKY STATE UNIVERSITY
	Institution Code 1368
	State Kentucky


Assessment Information ¹	Group	Number Taking Assessment	Number Passing Assessment	Institutional Pass Rate	Institutional Average Scaled Score	Assessment Cut Score ²	Statewide		
							Number Taking Assessment	Number Passing Assessment	Statewide Pass Rate
ED OF DEAF AND HARD OF HEARING (0271) Test Company: ETS Score Range: 100-200	All enrolled students who have completed all nonclinical courses, 2011-12								
	Other enrolled students, 2011-12								
	All program completers, 2011-12						5		
	All program completers, 2010-11						7		
	All program completers, 2009-10						10	8	80%
ED OF EXCEPTIONAL STUDENTS CORE CK (0353) Test Company: ETS Score Range: 100-200	All enrolled students who have completed all nonclinical courses, 2011-12	1				157	57	47	82%
	Other enrolled students, 2011-12						78	70	90%
	All program completers, 2011-12	2				157	239	235	98%
	All program completers, 2010-11						356	354	99%
	All program completers, 2009-10	3				157	368	366	99%
ED OF EXCEPTIONAL STUDENTS MTMD (0542) Test Company: ETS Score Range: 100-200	All enrolled students who have completed all nonclinical courses, 2011-12	1				172	43	35	81%
	Other enrolled students, 2011-12						62	50	81%
	All program completers, 2011-12	2				172	176	169	96%
	All program completers, 2010-11						254	253	100%
	All program completers, 2009-10	3				172	267	264	99%
ED OF EXCEPTIONAL STUDENTS STPD (0544) Test Company: ETS Score Range: 100-200	All enrolled students who have completed all nonclinical courses, 2011-12						1		
	Other enrolled students, 2011-12						1		
	All program completers, 2011-12						11	9	82%
	All program completers, 2010-11						26	24	92%
	All program completers, 2009-10						28	27	96%

Single Assessment Institution-Level Pass Rate Data: Traditional Teacher Preparation Program Within IHE

	HEOA - Title II 2011 - 2012 Academic Year
	Institution Name
	Institution Code
	State


Assessment Information ¹	Group	Number Taking Assessment	Number Passing Assessment	Institutional Pass Rate	Institutional Average Scaled Score	Assessment Cut Score ²	Statewide		
							Number Taking Assessment	Number Passing Assessment	Statewide Pass Rate
ELEM ED CONTENT KNOWLEDGE (0014) Test Company: ETS Score Range: 100-200	All enrolled students who have completed all nonclinical courses, 2011-12	5				148	329	303	92%
	Other enrolled students, 2011-12	2				148	528	487	92%
	All program completers, 2011-12	15	15	100%	157	148	1140	1118	98%
	All program completers, 2010-11	8				148	1160	1144	99%
	All program completers, 2009-10	15	15	100%	161	148	1214	1205	99%
ELEM ED CURR INSTRUC ASSESSMENT (0011) Test Company: ETS Score Range: 100-200	All enrolled students who have completed all nonclinical courses, 2011-12								
	Other enrolled students, 2011-12								
	All program completers, 2011-12								
	All program completers, 2010-11								
	All program completers, 2009-10						5		
ENG LANG LIT COMP CONTENT KNOWLEDGE (0041) Test Company: ETS Score Range: 100-200	All enrolled students who have completed all nonclinical courses, 2011-12						35	34	97%
	Other enrolled students, 2011-12						71	66	93%
	All program completers, 2011-12						137	135	99%
	All program completers, 2010-11	1				160	144	144	100%
	All program completers, 2009-10	1				160	116	114	98%
ENG LANG LIT COMP ESSAYS (0042) Test Company: ETS Score Range: 100-200	All enrolled students who have completed all nonclinical courses, 2011-12						34	28	82%
	Other enrolled students, 2011-12						61	50	82%
	All program completers, 2011-12						134	123	92%
	All program completers, 2010-11	1				155	142	136	96%
	All program completers, 2009-10	1				155	117	111	95%

Single Assessment Institution-Level Pass Rate Data: Traditional Teacher Preparation Program Within IHE

	HEOA - Title II 2011 - 2012 Academic Year
	Institution Name
	Institution Code
	State


Assessment Information ¹	Group	Number Taking Assessment	Number Passing Assessment	Institutional Pass Rate	Institutional Average Scaled Score	Assessment Cut Score ²	Statewide		
							Number Taking Assessment	Number Passing Assessment	Statewide Pass Rate
FAMILY AND CONSUMER SCIENCES II (0121) Test Company: ETS Score Range: 100-200	All enrolled students who have completed all nonclinical courses, 2011-12						9		
	Other enrolled students, 2011-12						3		
	All program completers, 2011-12						11	11	100%
	All program completers, 2010-11						19	19	100%
	All program completers, 2009-10						19	19	100%
FAMILY AND CONSUMER SCIENCES (0120) Test Company: ETS Score Range: 250-990	All enrolled students who have completed all nonclinical courses, 2011-12								
	Other enrolled students, 2011-12								
	All program completers, 2011-12								
	All program completers, 2010-11						1		
	All program completers, 2009-10						1		
FRENCH CONTENT KNOWLEDGE (0173) Test Company: ETS Score Range: 100-200	All enrolled students who have completed all nonclinical courses, 2011-12								
	Other enrolled students, 2011-12								
	All program completers, 2011-12						1		
	All program completers, 2010-11						2		
	All program completers, 2009-10						5		
FRENCH WORLD LANGUAGE (CD) (5174) Test Company: ETS Score Range: 100-200	All enrolled students who have completed all nonclinical courses, 2011-12						3		
	Other enrolled students, 2011-12						2		
	All program completers, 2011-12						6		
	All program completers, 2010-11						2		
	All program completers, 2009-10								

Single Assessment Institution-Level Pass Rate Data: Traditional Teacher Preparation Program Within IHE


	HEOA - Title II 2011 - 2012 Academic Year
	Institution Name
	Institution Code
	State

Assessment Information ¹	Group	Number Taking Assessment	Number Passing Assessment	Institutional Pass Rate	Institutional Average Scaled Score	Assessment Cut Score ²	Statewide		
							Number Taking Assessment	Number Passing Assessment	Statewide Pass Rate
GERMAN CONTENT KNOWLEDGE (0181) Test Company: ETS Score Range: 100-200	All enrolled students who have completed all nonclinical courses, 2011-12								
	Other enrolled students, 2011-12								
	All program completers, 2011-12								
	All program completers, 2010-11								
	All program completers, 2009-10						1		
GERMAN WORLD LANGUAGE (CD) (5183) Test Company: ETS Score Range: 100-200	All enrolled students who have completed all nonclinical courses, 2011-12						1		
	Other enrolled students, 2011-12								
	All program completers, 2011-12						1		
	All program completers, 2010-11								
	All program completers, 2009-10								
HEALTH EDUCATION (0550) Test Company: ETS Score Range: 250-990	All enrolled students who have completed all nonclinical courses, 2011-12						2		
	Other enrolled students, 2011-12						4		
	All program completers, 2011-12						26	24	92%
	All program completers, 2010-11						46	39	85%
	All program completers, 2009-10						61	58	95%
INTERDIS EARLY CHILD EDUC (0023) Test Company: ETS Score Range: 100-200	All enrolled students who have completed all nonclinical courses, 2011-12						38	35	92%
	Other enrolled students, 2011-12	2				166	21	20	95%
	All program completers, 2011-12	3				166	103	99	96%
	All program completers, 2010-11	2				166	137	137	100%
	All program completers, 2009-10						61	61	100%

Single Assessment Institution-Level Pass Rate Data: Traditional Teacher Preparation Program Within IHE


		HEOA - Title II 2011 - 2012 Academic Year							
Institution Name		KENTUCKY STATE UNIVERSITY							
Institution Code		1368							
State		Kentucky							
Assessment Information ¹	Group	Number Taking Assessment	Number Passing Assessment	Institutional Pass Rate	Institutional Average Scaled Score	Assessment Cut Score ²	Statewide		
							Number Taking Assessment	Number Passing Assessment	Statewide Pass Rate
LATIN (0600) Test Company: ETS Score Range: 250-990	All enrolled students who have completed all nonclinical courses, 2011-12								
	Other enrolled students, 2011-12						1		
	All program completers, 2011-12								
	All program completers, 2010-11								
	All program completers, 2009-10							2	
LIBRARY MEDIA SPECIALIST II (0311) Test Company: ETS Score Range: 100-200	All enrolled students who have completed all nonclinical courses, 2011-12								
	Other enrolled students, 2011-12								
	All program completers, 2011-12						5		
	All program completers, 2010-11						7		
	All program completers, 2009-10								
LIBRARY MEDIA SPECIALIST (0310) Test Company: ETS Score Range: 250-990	All enrolled students who have completed all nonclinical courses, 2011-12								
	Other enrolled students, 2011-12								
	All program completers, 2011-12								
	All program completers, 2010-11						1		
	All program completers, 2009-10								
MATH PROOFS MODELS PROBLEMS PART 1 (0063) Test Company: ETS Score Range: 100-200	All enrolled students who have completed all nonclinical courses, 2011-12	1				141	24	20	83%
	Other enrolled students, 2011-12						39	38	97%
	All program completers, 2011-12						95	95	100%
	All program completers, 2010-11						73	72	99%
	All program completers, 2009-10	1					141	88	88

Single Assessment Institution-Level Pass Rate Data: Traditional Teacher Preparation Program Within IHE

	HEOA - Title II 2011 - 2012 Academic Year
	Institution Name
	Institution Code
	State


Assessment Information ¹	Group	Number Taking Assessment	Number Passing Assessment	Institutional Pass Rate	Institutional Average Scaled Score	Assessment Cut Score ²	Statewide		
							Number Taking Assessment	Number Passing Assessment	Statewide Pass Rate
MATHEMATICS CONTENT KNOWLEDGE (0061) Test Company: ETS Score Range: 100-200	All enrolled students who have completed all nonclinical courses, 2011-12	1				125	25	22	88%
	Other enrolled students, 2011-12						43	41	95%
	All program completers, 2011-12						97	96	99%
	All program completers, 2010-11						74	74	100%
	All program completers, 2009-10	1					125	89	89
MIDDLE SCHOOL ENGLISH LANGUAGE ARTS (0049) Test Company: ETS Score Range: 100-200	All enrolled students who have completed all nonclinical courses, 2011-12						22	19	86%
	Other enrolled students, 2011-12						56	50	89%
	All program completers, 2011-12						126	120	95%
	All program completers, 2010-11						142	138	97%
	All program completers, 2009-10						133	126	95%
MIDDLE SCHOOL MATHEMATICS (0069) Test Company: ETS Score Range: 100-200	All enrolled students who have completed all nonclinical courses, 2011-12						35	34	97%
	Other enrolled students, 2011-12						70	65	93%
	All program completers, 2011-12						194	193	99%
	All program completers, 2010-11						160	158	99%
	All program completers, 2009-10						179	176	98%
MIDDLE SCHOOL SCIENCE (0439) Test Company: ETS Score Range: 100-200	All enrolled students who have completed all nonclinical courses, 2011-12						25	18	72%
	Other enrolled students, 2011-12						44	41	93%
	All program completers, 2011-12						121	116	96%
	All program completers, 2010-11						113	109	96%
	All program completers, 2009-10						111	110	99%

Single Assessment Institution-Level Pass Rate Data: Traditional Teacher Preparation Program Within IHE

	HEOA - Title II 2011 - 2012 Academic Year
	Institution Name KENTUCKY STATE UNIVERSITY
	Institution Code 1368
	State Kentucky


Assessment Information ¹	Group	Number Taking Assessment	Number Passing Assessment	Institutional Pass Rate	Institutional Average Scaled Score	Assessment Cut Score ²	Statewide		
							Number Taking Assessment	Number Passing Assessment	Statewide Pass Rate
MIDDLE SCHOOL SOCIAL STUDIES (0089) Test Company: ETS Score Range: 100-200	All enrolled students who have completed all nonclinical courses, 2011-12						21	17	81%
	Other enrolled students, 2011-12						56	53	95%
	All program completers, 2011-12						153	140	92%
	All program completers, 2010-11						206	195	95%
	All program completers, 2009-10						185	176	95%
MUSIC CONCEPTS AND PROCESSES (0111) Test Company: ETS Score Range: 100-200	All enrolled students who have completed all nonclinical courses, 2011-12						33	29	88%
	Other enrolled students, 2011-12						13	13	100%
	All program completers, 2011-12						104	102	98%
	All program completers, 2010-11						124	123	99%
	All program completers, 2009-10						100	97	97%
MUSIC CONTENT KNOWLEDGE (0113) Test Company: ETS Score Range: 100-200	All enrolled students who have completed all nonclinical courses, 2011-12						35	26	74%
	Other enrolled students, 2011-12						14	14	100%
	All program completers, 2011-12						106	105	99%
	All program completers, 2010-11						126	121	96%
	All program completers, 2009-10						103	103	100%
PHYSICAL ED ANALYSIS AND DESIGN (0092) Test Company: ETS Score Range: 100-200	All enrolled students who have completed all nonclinical courses, 2011-12	4				151	21	21	100%
	Other enrolled students, 2011-12						21	20	95%
	All program completers, 2011-12						94	94	100%
	All program completers, 2010-11						21	21	100%
	All program completers, 2009-10						86	86	100%

Single Assessment Institution-Level Pass Rate Data: Traditional Teacher Preparation Program Within IHE

	HEOA - Title II 2011 - 2012 Academic Year
	Institution Name KENTUCKY STATE UNIVERSITY
	Institution Code 1368
	State Kentucky


Assessment Information ¹	Group	Number Taking Assessment	Number Passing Assessment	Institutional Pass Rate	Institutional Average Scaled Score	Assessment Cut Score ²	Statewide		
							Number Taking Assessment	Number Passing Assessment	Statewide Pass Rate
PHYSICAL ED CONTENT AND DESIGN (0095) Test Company: ETS Score Range: 100-200	All enrolled students who have completed all nonclinical courses, 2011-12								
	Other enrolled students, 2011-12						7		
	All program completers, 2011-12						10	8	80%
	All program completers, 2010-11								
	All program completers, 2009-10								
PHYSICAL ED CONTENT KNOWLEDGE (0091) Test Company: ETS Score Range: 100-200	All enrolled students who have completed all nonclinical courses, 2011-12	1				147	6		
	Other enrolled students, 2011-12						20	19	95%
	All program completers, 2011-12						51	47	92%
	All program completers, 2010-11	2				147	67	67	100%
	All program completers, 2009-10						90	90	100%
PHYSICS CONTENT KNOWLEDGE II (0265) Test Company: ETS Score Range: 100-200	All enrolled students who have completed all nonclinical courses, 2011-12						1		
	Other enrolled students, 2011-12						5		
	All program completers, 2011-12						5		
	All program completers, 2010-11						8		
	All program completers, 2009-10						1		
PRINC LEARNING AND TEACHING 5-9 II (0623) Test Company: ETS Score Range: 100-200	All enrolled students who have completed all nonclinical courses, 2011-12								
	Other enrolled students, 2011-12						4		
	All program completers, 2011-12						8		
	All program completers, 2010-11								
	All program completers, 2009-10								

Single Assessment Institution-Level Pass Rate Data: Traditional Teacher Preparation Program Within IHE

	HEOA - Title II 2011 - 2012 Academic Year
	Institution Name KENTUCKY STATE UNIVERSITY
	Institution Code 1368
	State Kentucky


Assessment Information ¹	Group	Number Taking Assessment	Number Passing Assessment	Institutional Pass Rate	Institutional Average Scaled Score	Assessment Cut Score ²	Statewide		
							Number Taking Assessment	Number Passing Assessment	Statewide Pass Rate
PRINC LEARNING AND TEACHING 5-9 (0523) Test Company: ETS Score Range: 100-200	All enrolled students who have completed all nonclinical courses, 2011-12						58	50	86%
	Other enrolled students, 2011-12						70	54	77%
	All program completers, 2011-12						384	374	97%
	All program completers, 2010-11						400	389	97%
	All program completers, 2009-10						381	374	98%
PRINC LEARNING AND TEACHING 7-12 II (0624) Test Company: ETS Score Range: 100-200	All enrolled students who have completed all nonclinical courses, 2011-12						4		
	Other enrolled students, 2011-12						6		
	All program completers, 2011-12						9		
	All program completers, 2010-11						1		
	All program completers, 2009-10								
PRINC LEARNING AND TEACHING 7-12 (0524) Test Company: ETS Score Range: 100-200	All enrolled students who have completed all nonclinical courses, 2011-12	3				161	142	136	96%
	Other enrolled students, 2011-12						119	103	87%
	All program completers, 2011-12						633	629	99%
	All program completers, 2010-11	6				161	655	652	100%
	All program completers, 2009-10	4				161	643	638	99%
PRINC LEARNING AND TEACHING K-6 II (0622) Test Company: ETS Score Range: 100-200	All enrolled students who have completed all nonclinical courses, 2011-12						5		
	Other enrolled students, 2011-12						9		
	All program completers, 2011-12						6		
	All program completers, 2010-11						1		
	All program completers, 2009-10								

Single Assessment Institution-Level Pass Rate Data: Traditional Teacher Preparation Program Within IHE

	HEOA - Title II 2011 - 2012 Academic Year
	Institution Name KENTUCKY STATE UNIVERSITY
	Institution Code 1368
	State Kentucky


Assessment Information ¹	Group	Number Taking Assessment	Number Passing Assessment	Institutional Pass Rate	Institutional Average Scaled Score	Assessment Cut Score ²	Statewide		
							Number Taking Assessment	Number Passing Assessment	Statewide Pass Rate
PRINC LEARNING AND TEACHING K-6 (0522) Test Company: ETS Score Range: 100-200	All enrolled students who have completed all nonclinical courses, 2011-12	7				161	316	297	94%
	Other enrolled students, 2011-12	2				161	261	233	89%
	All program completers, 2011-12	15	15	100%	174	161	1247	1232	99%
	All program completers, 2010-11	8				161	1274	1263	99%
	All program completers, 2009-10	16	16	100%	173	161	1319	1314	100%
SE APPLIC OF CORE PRINCIPLES ACROSS (0352) Test Company: ETS Score Range: 100-200	All enrolled students who have completed all nonclinical courses, 2011-12								
	Other enrolled students, 2011-12								
	All program completers, 2011-12								
	All program completers, 2010-11								
	All program completers, 2009-10						1		
SE CK AND MILD TO MODERATE APPL (0543) Test Company: ETS Score Range: 100-200	All enrolled students who have completed all nonclinical courses, 2011-12						54	52	96%
	Other enrolled students, 2011-12	1				158	78	70	90%
	All program completers, 2011-12						89	87	98%
	All program completers, 2010-11						1		
	All program completers, 2009-10								
SE CK AND SEVERE TO PROF APPL (0545) Test Company: ETS Score Range: 100-200	All enrolled students who have completed all nonclinical courses, 2011-12						10	10	100%
	Other enrolled students, 2011-12						5		
	All program completers, 2011-12						13	13	100%
	All program completers, 2010-11						1		
	All program completers, 2009-10								

Single Assessment Institution-Level Pass Rate Data: Traditional Teacher Preparation Program Within IHE

	HEOA - Title II 2011 - 2012 Academic Year
	Institution Name
	Institution Code
	State


Assessment Information ¹	Group	Number Taking Assessment	Number Passing Assessment	Institutional Pass Rate	Institutional Average Scaled Score	Assessment Cut Score ²	Statewide		
							Number Taking Assessment	Number Passing Assessment	Statewide Pass Rate
SE CORE KNOWLEDGE & APPLICATIONS (0354) Test Company: ETS Score Range: 100-200	All enrolled students who have completed all nonclinical courses, 2011-12						2		
	Other enrolled students, 2011-12						3		
	All program completers, 2011-12						24	24	100%
	All program completers, 2010-11						4		
	All program completers, 2009-10								
SE STUDENTS WMENTAL RETARDATION (0321) Test Company: ETS Score Range: 100-200	All enrolled students who have completed all nonclinical courses, 2011-12								
	Other enrolled students, 2011-12								
	All program completers, 2011-12								
	All program completers, 2010-11						2		
	All program completers, 2009-10								
SOCIAL STUDIES CONTENT KNOWLEDGE (0081) Test Company: ETS Score Range: 100-200	All enrolled students who have completed all nonclinical courses, 2011-12						33	31	94%
	Other enrolled students, 2011-12						72	68	94%
	All program completers, 2011-12						150	143	95%
	All program completers, 2010-11						138	135	98%
	All program completers, 2009-10	1					151	152	149
SOCIAL STUDIES INTERPRET MATERIALS (0083) Test Company: ETS Score Range: 100-200	All enrolled students who have completed all nonclinical courses, 2011-12						30	25	83%
	Other enrolled students, 2011-12						62	56	90%
	All program completers, 2011-12						140	135	96%
	All program completers, 2010-11						136	134	99%
	All program completers, 2009-10	1					159	148	146

Single Assessment Institution-Level Pass Rate Data: Traditional Teacher Preparation Program Within IHE

	HEOA - Title II 2011 - 2012 Academic Year
	Institution Name KENTUCKY STATE UNIVERSITY
	Institution Code 1368
	State Kentucky

Assessment Information ¹	Group	Number Taking Assessment	Number Passing Assessment	Institutional Pass Rate	Institutional Average Scaled Score	Assessment Cut Score ²	Statewide		
							Number Taking Assessment	Number Passing Assessment	Statewide Pass Rate
SPANISH CONTENT KNOWLEDGE (0191) Test Company: ETS Score Range: 100-200	All enrolled students who have completed all nonclinical courses, 2011-12						1		
	Other enrolled students, 2011-12						2		
	All program completers, 2011-12						2		
	All program completers, 2010-11						16	16	100%
	All program completers, 2009-10						35	34	97%
SPANISH WORLD LANGUAGE (CD) (5195) Test Company: ETS Score Range: 100-200	All enrolled students who have completed all nonclinical courses, 2011-12						3		
	Other enrolled students, 2011-12						13	11	85%
	All program completers, 2011-12						31	29	94%
	All program completers, 2010-11						10	10	100%
	All program completers, 2009-10								
SPEECH LANGUAGE PATHOLOGY (0330) Test Company: ETS Score Range: 250-990	All enrolled students who have completed all nonclinical courses, 2011-12						6		
	Other enrolled students, 2011-12						7		
	All program completers, 2011-12						75	74	99%
	All program completers, 2010-11						98	98	100%
	All program completers, 2009-10						90	89	99%
TECHNOLOGY EDUCATION (0050) Test Company: ETS Score Range: 250-990	All enrolled students who have completed all nonclinical courses, 2011-12						1		
	Other enrolled students, 2011-12								
	All program completers, 2011-12						6		
	All program completers, 2010-11						4		
	All program completers, 2009-10						3		

Single Assessment Institution-Level Pass Rate Data: Traditional Teacher Preparation Program Within IHE

		HEOA - Title II 2011 - 2012 Academic Year							
Institution Name		KENTUCKY STATE UNIVERSITY							
Institution Code		1368							
State		Kentucky							
							Statewide		
Assessment Information ¹	Group	Number Taking Assessment	Number Passing Assessment	Institutional Pass Rate	Institutional Average Scaled Score	Assessment Cut Score ²	Number Taking Assessment	Number Passing Assessment	Statewide Pass Rate
THEATRE (0640) Test Company: ETS Score Range: 250-990	All enrolled students who have completed all nonclinical courses, 2011-12								
	Other enrolled students, 2011-12								
	All program completers, 2011-12								
	All program completers, 2010-11						1		
	All program completers, 2009-10								

¹Tests with multiple delivery options (computer, paper, etc.) will be noted with the assessment code for the paper format only.

²Cut scores may vary for groups depending upon when the cut scores are established by the state and when each group completed their teacher certification or licensure assessment.

Single Assessment Institution-Level Pass Rate Data: *Traditional Teacher Preparation Program Within IHE*

March 30, 2013

Statewide Average Scaled Score
549
573
567
568
166
171
174
171
172
161
161
165
165
166
162
169
164
167
165

Single Assessment Institution-Level Pass Rate Data: *Traditional Teacher Preparation Program Within IHE*

March 30, 2013

Statewide Average Scaled Score
175
170
681
644
639
645
159
170
169
162

Single Assessment Institution-Level Pass Rate Data: *Traditional Teacher Preparation Program Within IHE*

March 30, 2013

Statewide Average Scaled Score
171
171
171
174
174
174
180
179
184
183
183
165
175
169

Single Assessment Institution-Level Pass Rate Data: *Traditional Teacher Preparation Program Within IHE*

March 30, 2013

Statewide Average Scaled Score
164
163
165
165
166
181
179
180
179
180
160
158
162
160
161

Single Assessment Institution-Level Pass Rate Data: *Traditional Teacher Preparation Program Within IHE*

March 30, 2013

Statewide Average Scaled Score
694
682
687
174
176
176
177
177

Single Assessment Institution-Level Pass Rate Data: *Traditional Teacher Preparation Program Within IHE*

March 30, 2013

Statewide Average Scaled Score
144
151
152
153
148
172
178
175
173
174
171
171
172
170
169
152
162
161
158
158

Single Assessment Institution-Level Pass Rate Data: *Traditional Teacher Preparation Program Within IHE*

March 30, 2013

Statewide Average Scaled Score
163
169
165
163
166
155
157
159
162
160
164
168
169
168
170
162
160
162
161
161

Single Assessment Institution-Level Pass Rate Data: *Traditional Teacher Preparation Program Within IHE*

March 30, 2013

Statewide Average Scaled Score
169
168
173
172
173
174
171
176
175
175

Single Assessment Institution-Level Pass Rate Data: *Traditional Teacher Preparation Program Within IHE*

March 30, 2013

Statewide Average Scaled Score
175
174
177
177
177
174
169
174
179
175

Single Assessment Institution-Level Pass Rate Data: *Traditional Teacher Preparation Program Within IHE*

March 30, 2013

Statewide Average Scaled Score
173
166
168
167
169
168
168
168
170
170
169

Single Assessment Institution-Level Pass Rate Data: *Traditional Teacher Preparation Program Within IHE*

March 30, 2013

Statewide Average Scaled Score
174
175
158
167
156
674
675
660

Single Assessment Institution-Level Pass Rate Data: *Traditional Teacher Preparation Program Within IHE*

March 30, 2013

Statewide Average Scaled Score