

STRONGER by DEGREES



East Main Street

Institutional Progress Update

Presentation to the Council on Postsecondary Education by

President Raymond M. Burse

November 21, 2014

A portrait of Mr. Raymond Burse, President of Kentucky State University. He is a middle-aged Black man with grey hair and a mustache, wearing a dark navy blue suit, a white shirt, and a purple patterned tie. A purple pocket square is visible in his suit jacket. He is standing outdoors on a paved area with yellow painted lines. In the background, there is a red brick building with a white column and some green bushes.

Mr. Raymond Burse

President of Kentucky State University

KSU AT A Glance



Fall 2014 Enrollment		
Total Enrollment	1,895	↓
Undergraduate	1,754	↓
Graduate	141	↓
Full-Time	1,451	↓
Part-Time	444	↓
Female	1,148	↓
Male	747	↓
Black, Non Hispanic	1,007	↓
White, Non Hispanic	551	↓
Other Races	337	↓
Resident	1,188	↓
Non Resident	707	↓
Freshmen	505	↓
Sophomores	330	↓
Juniors	316	↓
Seniors	475	↓
Master's	132	↓
Non Degree	137	↓
Age 24 and younger	1,352	↓
Age 25 and older	543	↓





Kentucky State University

The Right Place – The Perfect Place





Kentucky State University

The Right Place – The Perfect Place





Kentucky State University

The Right Place – The Perfect Place





Kentucky State University

Giving Back



Retired Educator





Kentucky State University

Giving Back



Attorney





Kentucky State University

Giving Back





Kentucky State University

Why K-State?





Kentucky State University

Why K-State?



Pastor





Kentucky State University

INSTITUTIONAL PROFILE



Kentucky State University is one of 105 HBCU's in the nation, and the only HBCU in Kentucky.

In the Fall 2014:

- Total enrollment is 1,895

- 62% of the students are from Kentucky

- 53% are African-American

- 60% are female

- 93% are undergraduates

- 71% are traditional students



2011- 15 STRATEGIC AGENDA

Four Focus Areas



**COLLEGE
READINESS**

**STUDENT
SUCCESS**

**RESEARCH,
ECONOMIC, &
COMMUNITY
DEVELOPMENT**


**EFFICIENCY
&
INNOVATION**





Kentucky State University

College Readiness



- A federally funded TRIO program;
- Provides support to participants whose goals are to receive a college degree;
- Comprised of both a rigorous academic and summer component;
- Must be low income and/or first generation;
- Accepts ninth graders at risk for academic failure;
- Serves fifty-three students at the following three high schools in Frankfort, KY: Western Hills, Franklin County High and Frankfort High.



Kentucky State University

College Readiness



Works with community partners to set college enrollment goals and implement programming for whole schools in order to increase high school completion, college entrance, and college graduation rates.

Provides more intensive services to individual student groups starting the summer before their first year of high school and continuing through high school graduation. Participation in the summer bridge program helps students transition into high school and increases high school success. Intensified academic support, college coaching, and additional after-school, weekend, and summer enrichment programs prepare students to successfully prepare for, transition to, and graduate from college.

College coaches are embedded in each high school to work not only with individual students in these groups, but also with the whole school on college enrollment services.

Participating High Schools

The Academy @ Shawnee, Fern Creek High School, Moore Traditional High School – All in Louisville, Kentucky



Kentucky State University

Dual Enrollment



Dual Enrollment Tuition and Fees

Students will be responsible for the following costs:

- \$165 per course per student per 3 credit hour course
- Cost of required textbooks, supplies or supplemental material
- Cost of parking permit (if applicable for on campus parking)

Partnering school districts with Kentucky State's "Access 2 Algebra" Program

- \$60 per student with participating school districts

Partnering with [Western Hills High School](#)

- \$60 per course per student taking dual-enrollment English courses



Kentucky State University



Performance Metric	Baseline*	2010-11*	2011-12*	2012-13**	Target	Progress: Baseline to Target	
New Teacher Excellence	4.4%	9.2%	8.4%	5.6%	--	--	--

** Percent of teaching program graduates scoring in the top 15 percent nationally on Praxis II Practice of Learning and Teaching (PLT) licensure exams.*

*** Change for 2012-13 data: Percent of teaching program graduates scoring in the top 25 percent nationally on Praxis II Practice of Learning and Teaching (PLT) licensure exams.*

Icons do not represent a global evaluation of institutional status on an indicator; they indicate change from baseline to targeted value only. Targets set through negotiation between CPE and institution. For more information on metrics, including definitions, visit:

<http://dataportal.cpe.ky.gov/dashboard.shtm>





Kentucky State University

College Readiness



Continued Accreditation




- Council for Accreditation of Education Preparation (CAEP) Formerly the National Council for the Accreditation of Teacher Education (NCATE)
- All standards were met without any areas for improvement.





Kentucky State University

STUDENT SUCCESS

Performance Metric	Baseline	2010-11	2011-12	2012-13	Target	Progress: Baseline to Target	
Degrees and Credentials (Total)	304	328	346	301	320	0%	 <small>Leading Ground</small>
Bachelor's Degrees	213	226	229	206	232	0%	 <small>Leading Ground</small>
Master's Degrees	54	44	64	50	63	0%	 <small>Leading Ground</small>


Icons do not represent a global evaluation of institutional status on an indicator; they indicate change from baseline to targeted value only. Targets set through negotiation between CPE and institution. For more information on metrics, including definitions, visit:
<http://dataportal.cpe.ky.gov/dashboard.shtm>





Kentucky State University

STUDENT SUCCESS

Performance Metric	Baseline	2010-11	2011-12	2012-13	Target	Progress: Baseline to Target	
Bachelor's Graduation Rate	22.7%	21%	13.1%	18.2%	26.4%	0%	 <small>Lost Ground</small>
Low Income	22.2%	21.4%	12.1%	14.3%	--	--	--
Non Low Income	38.2%	49%	41.8%	19.4%	--	--	--
Underprepared	17.6%	20.6%	11.8%	16.6%	--	--	--
Prepared	31%	39.3%	39.3%	26.2%	--	--	--
Underrepresented Minority	24.4%	22.1%	12.6%	18.8%	--	--	--
Non-Underrepresented Minority	18.6%	26.9%	15.1%	19.1%	--	--	--

Icons do not represent a global evaluation of institutional status on an indicator; they indicate change from baseline to targeted value only. Targets set through negotiation between CPE and institution. For more information on metrics, including definitions, visit:


<http://dataportal.cpe.ky.gov/dashboard.shtm>





Kentucky State University

STUDENT SUCCESS

Performance Metric	Baseline	2010-11	2011-12	2012-13	Target	Progress: Baseline to Target	
Transfers from KCTCS	110	125	125	147	115	100%	 <small>Met Target</small>
Grants to low-income students in excess of direct costs*	\$31	\$0	\$898	\$886	\$30	100%	 <small>Met Target</small>

**Average grant and scholarship aid received by full-time, in-state Pell grant recipients in excess of tuition, mandatory fees and book costs. Amounts reflect money to help pay indirect costs like room and board and transportation.*

Icons do not represent a global evaluation of institutional status on an indicator; they indicate change from baseline to targeted value only. Targets set through negotiation between CPE and institution. For more information on metrics, including definitions, visit:

<http://dataportal.cpe.ky.gov/dashboard.shtm>





Mission Statement

In accordance with Kentucky State University's mission to provide broad access within a nurturing and stimulating environment that prepares undergraduate and graduate students to become successful citizens and professionals, ACE enables students to achieve their educational goals by helping them acquire the learning skills and confidence necessary to become successful, independent, and lifelong learners

ACE Workshops

- Time Management and Goal Setting
- Stress Management: Balancing Multiple Roles
- Math Test-Taking Skills
- Textbook Management
- Grammar Glitches
- Critical Thinking Skills
- Preparing for Finals

Learning Styles and Study Skills
Overcoming Math Anxiety
Listening, Note-Taking, and Memory
Avoiding Plagiarism: Documentation and Research
Essay Building
Preparing for Midterms

Average Success Rate for Regular Clientele (8 or more visits) for Spring 2014 – 82%



Kentucky State University

Student Success



- Increased emphasis on STEM research.
 - Results: Forty KSU students and faculty will present at the Kentucky Academy of Science Conference.
 - Three colleges of the University will be represented as presenters at this conference.
- All advising activities have been consolidated under the Provost Office.
 - Intended results:
 - Stronger communications between faculty and students.
 - Decreased time to graduation.



Kentucky State University

Student Success



USA Funds Financial Literacy Grant

Kentucky State University was awarded \$100,000 by USA Funds to provide a program of financial literacy and academic success for UNV 101 students enrolled for fall 2014.

Financial Literacy Education:

- Enhanced Entrance Counseling
- Timely FAFSA Renewal
- Financial Literacy Program
- Financial Aid Workshops
- USA Funds Life Skills Modules
- UNV101 Financial Literacy Module

Supplemental Support:

- Career Counseling
- Intrusive Advising
- Tutoring
- Mentoring
- Early interventions





Kentucky State University

RESEARCH, ECONOMIC, & COMMUNITY DEVELOPMENT



Performance Metric	Baseline	2010-11	2011-12	2012-13	Target	Progress: Baseline to Target	
Externally-Funded Research and Development (in thousands)	\$5,189	\$4,553	\$6,794	\$5,558	\$5,189	100%	
STEM+H Degrees	80	82	126	114	115	97%	





Kentucky State University

EFFICIENCY AND INNOVATION

Performance Metric	Baseline	2010-11	2011-12	2012-13	Target	Progress: Baseline to Target	
Online Learning (Percent of all credit earned through online learning)	12.6%	15.4%	19.5%	21.6%	15.6%	100%	
Credits Earned By Degree Graduates*	148	143.8	143.2	146.3	130	--	--

**Credits earned by degree graduates includes all bachelor's degree graduates during the year. Online learning measures the percent of completed student credit hours delivered through distance learning. From baseline year through 2011-12, this metric measured credits "attempted". In 2012, the Council voted to change the metric to measure credits "earned", and this went into effect for academic year 2012-13 .*

Icons do not represent a global evaluation of institutional status on an indicator; they indicate change from baseline to targeted value only. Targets set through negotiation between CPE and institution. For more information on metrics, including definitions, visit:

<http://dataportal.cpe.ky.gov/dashboard.shtm>





Kentucky State University

EFFICIENCY AND INNOVATION

Thorobred Nutrition Kitchen

- A new healthy food initiative that brings fresh meals and nutrition education to underserved Louisville neighborhoods.
- This fully-functional, 24-foot mobile certified kitchen is a partnership between YouthBuild Louisville, Farm Credit Mid-America, and Louisville Metro Government.
- It is part of KSU's Food Security Initiative, which has three primary goals:
 - To improve access to healthy, affordable, local food;
 - To improve nutrition education of program participants; and
 - To research the financial sustainability and efficacy of mobile market programs.



Kentucky State University

EFFICIENCY AND INNOVATION

Aquaponics

- Aquaponics is a food production system that combines conventional aquaculture with hydroponics (cultivating plants in water) in a symbiotic environment.
- Water from the aquaculture production contains excretions from the animals being raised, thereby increases toxicity level in the water. The contaminated water is fed to a hydroponic system where they by-products are utilized by the plants as nutrients. The water is then recirculated back to the aquaculture system.
- Research in aquaponics is conducted in the Aquaculture Production Technology building. There are six replicate aquaponic systems.



Kentucky State University

EFFICIENCY AND INNOVATION

High Tunnel Complex

- The College of Agriculture, Food Science, and Sustainable Systems has four solar-heated greenhouses which allow for year-round growing seasons.
- Students conduct replicated research trials and apply horticultural skills throughout the school year.
- One-acre of low-input high tunnels were built by KSU students and research staff.
- The complex is designed to harvest rainfall from high-tunnel roofs, and gravity-fed to a 9,600 gallon reservoir, using solar and biomass-powered pumps, the water is re-used for irrigation.



Kentucky State University

EFFICIENCY AND INNOVATION

- The University is reviewing all Processes and Procedures for efficiency savings and more effective ways of serving students.
- The University organization structure has been changed to reflect a renewed interest on students.
- University expenditures will be more closely aligned with addressing students' quest toward timely matriculation through the University.



Kentucky State University Attorney





Kentucky State University

Brigadier General



STRONGER by DEGREES



Institutional Progress Update

Presentation to the Council on Postsecondary Education by

President Raymond M. Burse

November 21, 2014