


Summary Institution-Level Pass Rate Data: Traditional Teacher Preparation Program Within IHE

| | | | | | | |
|---|---|--|--------------------------------|---|--|----------------------------|
|  | | HEOA - Title II 2016 - 2017 Academic Year | | | | |
| Institution Name | | KENTUCKY STATE UNIVERSITY | | | | |
| Institution Code | | 1368 | | | | |
| State | | Kentucky | | | | |
| <i>February 5, 2018</i> | | | | | | |
| | | | | Statewide | | |
| Group | Number Taking Assessment¹ | Number Passing Assessment² | Institutional Pass Rate | Number Taking Assessment¹ | Number Passing Assessment² | Statewide Pass Rate |
| All program completers, 2016-17 | 8 | | | 1639 | 1539 | 94% |
| All program completers, 2015-16 | 11 | 11 | 100% | 2232 | 2118 | 95% |
| All program completers, 2014-15 | 17 | 16 | 94% | 1892 | 1818 | 96% |

Note: In cases where there are less than ten students taking the assessment or license/certificate, the number passing and pass rate are not reported.

¹ Number of completers taking one or more assessments within their area of specialization.

² Summary level "Number Taking Assessment" may differ from assessment level "Number Taking Assessment" because each student is counted once at the summary level but may be counted in multiple assessments at the assessment level.

Single Assessment Institution-Level Pass Rate Data: Traditional Teacher Preparation Program Within IHE




**HEOA - Title II
2016 - 2017 Academic Year**

| | |
|-------------------------|---------------------------|
| Institution Name | KENTUCKY STATE UNIVERSITY |
| Institution Code | 1368 |
| State | Kentucky |

February 5, 2018

| Assessment Information ¹ | Group | Number Taking Assessment | Number Passing Assessment | Institutional Pass Rate | Institutional Average Scaled Score | Assessment Cut Score ² | Statewide | | | |
|--|---|--------------------------|---------------------------|-------------------------|------------------------------------|-----------------------------------|--------------------------|---------------------------|---------------------|--------------------------------|
| | | | | | | | Number Taking Assessment | Number Passing Assessment | Statewide Pass Rate | Statewide Average Scaled Score |
| AGRICULTURE (DISCONTINUED) (0700) Test Company: ETS Score Range: 250-990 | All enrolled students who have completed all nonclinical courses, 2016-17 | | | | | | | | | |
| | Other enrolled students, 2016-17 | | | | | | | | | |
| | All program completers, 2016-17 | | | | | | | | | |
| | All program completers, 2015-16 | | | | | | 13 | 12 | 92% | 559 |
| | All program completers, 2014-15 | | | | | | 14 | 12 | 86% | 580 |
| AGRICULTURE (5701) Test Company: ETS Score Range: 100-200 | All enrolled students who have completed all nonclinical courses, 2016-17 | | | | | | 8 | | | |
| | Other enrolled students, 2016-17 | | | | | | 4 | | | |
| | All program completers, 2016-17 | | | | | | 16 | 16 | 100% | 166 |
| | All program completers, 2015-16 | | | | | | 16 | 15 | 94% | 174 |
| | All program completers, 2014-15 | | | | | | 3 | | | |
| ART CONTENT AND ANALYSIS (5135) Test Company: ETS Score Range: 100-200 | All enrolled students who have completed all nonclinical courses, 2016-17 | | | | | | 2 | | | |
| | Other enrolled students, 2016-17 | | | | | | 3 | | | |
| | All program completers, 2016-17 | | | | | | 23 | 20 | 87% | 168 |
| | All program completers, 2015-16 | | | | | | 38 | 31 | 82% | 170 |
| | All program completers, 2014-15 | | | | | | 25 | 25 | 100% | 169 |
| ART CONTENT KNOWLEDGE (DISCONTINUED) (0133) Test Company: ETS Score Range: 100-200 | All enrolled students who have completed all nonclinical courses, 2016-17 | | | | | | | | | |
| | Other enrolled students, 2016-17 | | | | | | | | | |
| | All program completers, 2016-17 | | | | | | | | | |
| | All program completers, 2015-16 | | | | | | 1 | | | |
| | All program completers, 2014-15 | | | | | | 1 | | | |

Single Assessment Institution-Level Pass Rate Data: Traditional Teacher Preparation Program Within IHE


| | |
|---|--|
|  | HEOA - Title II 2016 - 2017 Academic Year |
| | Institution Name |
| | Institution Code |
| | State |

KENTUCKY STATE UNIVERSITY
1368
Kentucky

February 5, 2018

| Assessment Information ¹ | Group | Number Taking Assessment | Number Passing Assessment | Institutional Pass Rate | Institutional Average Scaled Score | Assessment Cut Score ² | Statewide | | | |
|--|---|--------------------------|---------------------------|-------------------------|------------------------------------|-----------------------------------|--------------------------|---------------------------|---------------------|--------------------------------|
| | | | | | | | Number Taking Assessment | Number Passing Assessment | Statewide Pass Rate | Statewide Average Scaled Score |
| ART MAKING (DISCONTINUED) (0131) Test Company: ETS Score Range: 100-200 | All enrolled students who have completed all nonclinical courses, 2016-17 | | | | | | | | | |
| | Other enrolled students, 2016-17 | | | | | | | | | |
| | All program completers, 2016-17 | | | | | | | | | |
| | All program completers, 2015-16 | | | | | | 1 | | | |
| | All program completers, 2014-15 | | | | | | | | | |
| BIOLOGY CONTENT KNOWLEDGE (0235) Test Company: ETS Score Range: 100-200 | All enrolled students who have completed all nonclinical courses, 2016-17 | | | | | | 3 | | | |
| | Other enrolled students, 2016-17 | 1 | | | | 146 | 27 | 27 | 100% | 167 |
| | All program completers, 2016-17 | | | | | | 22 | 22 | 100% | 166 |
| | All program completers, 2015-16 | | | | | | 32 | 32 | 100% | 169 |
| | All program completers, 2014-15 | 1 | | | | 146 | 27 | 27 | 100% | 168 |
| BUSINESS ED CONTENT KNOWLEDGE (5101) Test Company: ETS Score Range: 100-200 | All enrolled students who have completed all nonclinical courses, 2016-17 | | | | | | | | | |
| | Other enrolled students, 2016-17 | | | | | | 7 | | | |
| | All program completers, 2016-17 | | | | | | 9 | | | |
| | All program completers, 2015-16 | | | | | | 12 | 12 | 100% | 172 |
| | All program completers, 2014-15 | | | | | | 10 | 10 | 100% | 165 |
| CHEMISTRY CONTENT KNOWLEDGE (0245) Test Company: ETS Score Range: 100-200 | All enrolled students who have completed all nonclinical courses, 2016-17 | | | | | | | | | |
| | Other enrolled students, 2016-17 | | | | | | 8 | | | |
| | All program completers, 2016-17 | | | | | | 15 | 15 | 100% | 166 |
| | All program completers, 2015-16 | | | | | | 10 | 10 | 100% | 172 |
| | All program completers, 2014-15 | | | | | | 8 | | | |

Single Assessment Institution-Level Pass Rate Data: Traditional Teacher Preparation Program Within IHE

| | |
|---|--|
|  | HEOA - Title II 2016 - 2017 Academic Year |
| | Institution Name |
| | Institution Code |
| | State |

KENTUCKY STATE UNIVERSITY

1368

Kentucky

February 5, 2018

| Assessment Information ¹ | Group | Number Taking Assessment | Number Passing Assessment | Institutional Pass Rate | Institutional Average Scaled Score | Assessment Cut Score ² | Statewide | | | |
|---|---|--------------------------|---------------------------|-------------------------|------------------------------------|-----------------------------------|--------------------------|---------------------------|---------------------|--------------------------------|
| | | | | | | | Number Taking Assessment | Number Passing Assessment | Statewide Pass Rate | Statewide Average Scaled Score |
| CHINESE (MANDARIN) WORLD LANGUAGE (5665) Test Company: ETS Score Range: 100-200 | All enrolled students who have completed all nonclinical courses, 2016-17 | | | | | | | | | |
| | Other enrolled students, 2016-17 | | | | | | | | | |
| | All program completers, 2016-17 | | | | | | 1 | | | |
| | All program completers, 2015-16 | | | | | | 5 | | | |
| | All program completers, 2014-15 | | | | | | | | | |
| EARTH AND SPACE SCIENCES - CK (5571) Test Company: ETS Score Range: 100-200 | All enrolled students who have completed all nonclinical courses, 2016-17 | | | | | | | | | |
| | Other enrolled students, 2016-17 | | | | | | 1 | | | |
| | All program completers, 2016-17 | | | | | | 1 | | | |
| | All program completers, 2015-16 | | | | | | 5 | | | |
| | All program completers, 2014-15 | | | | | | 4 | | | |
| ED OF DEAF AND HARD OF HEARING (5272) Test Company: ETS Score Range: 100-200 | All enrolled students who have completed all nonclinical courses, 2016-17 | | | | | | | | | |
| | Other enrolled students, 2016-17 | | | | | | | | | |
| | All program completers, 2016-17 | | | | | | 9 | | | |
| | All program completers, 2015-16 | | | | | | 7 | | | |
| | All program completers, 2014-15 | | | | | | 3 | | | |
| ED OF EXCEPTIONAL STUDENTS CORE CK(DISCONTINUED) (0353) Test Company: ETS Score Range: 100-200 | All enrolled students who have completed all nonclinical courses, 2016-17 | | | | | | | | | |
| | Other enrolled students, 2016-17 | | | | | | | | | |
| | All program completers, 2016-17 | | | | | | | | | |
| | All program completers, 2015-16 | | 1 | | | | 157 | 4 | | |
| | All program completers, 2014-15 | | | | | | | 2 | | |

Single Assessment Institution-Level Pass Rate Data: Traditional Teacher Preparation Program Within IHE



**HEOA - Title II
2016 - 2017 Academic Year**

| | |
|-------------------------|---------------------------|
| Institution Name | KENTUCKY STATE UNIVERSITY |
| Institution Code | 1368 |
| State | Kentucky |

February 5, 2018

| Assessment Information ¹ | Group | Number Taking Assessment | Number Passing Assessment | Institutional Pass Rate | Institutional Average Scaled Score | Assessment Cut Score ² | Statewide | | | |
|---|---|--------------------------|---------------------------|-------------------------|------------------------------------|-----------------------------------|--------------------------|---------------------------|---------------------|--------------------------------|
| | | | | | | | Number Taking Assessment | Number Passing Assessment | Statewide Pass Rate | Statewide Average Scaled Score |
| ED OF EXCEPTIONAL STUDENTS MTMD (0542) Test Company: ETS Score Range: 100-200 | All enrolled students who have completed all nonclinical courses, 2016-17 | | | | | | | | | |
| | Other enrolled students, 2016-17 | | | | | | | | | |
| | All program completers, 2016-17 | | | | | | | | | |
| | All program completers, 2015-16 | 1 | | | | 172 | 1 | | | |
| | All program completers, 2014-15 | | | | | | 2 | | | |
| ELEM ED MULTI SUBJ MATHEMATICS (DISC) (5033) Test Company: ETS Score Range: 100-200 | All enrolled students who have completed all nonclinical courses, 2016-17 | | | | | | 14 | 12 | 86% | 171 |
| | Other enrolled students, 2016-17 | | | | | | 9 | | | |
| | All program completers, 2016-17 | | | | | | 26 | 22 | 85% | 172 |
| | All program completers, 2015-16 | 4 | | | | 164 | 348 | 334 | 96% | 174 |
| | All program completers, 2014-15 | 10 | 9 | 90% | 172 | 164 | 755 | 723 | 96% | 175 |
| ELEM ED MULTI SUBJ MATHEMATICS (5003) Test Company: ETS Score Range: 100-200 | All enrolled students who have completed all nonclinical courses, 2016-17 | 2 | | | | 157 | 213 | 196 | 92% | 176 |
| | Other enrolled students, 2016-17 | 2 | | | | 157 | 211 | 187 | 89% | 175 |
| | All program completers, 2016-17 | 4 | | | | 157 | 742 | 735 | 99% | 178 |
| | All program completers, 2015-16 | 4 | | | | 157 | 693 | 681 | 98% | 176 |
| | All program completers, 2014-15 | | | | | | 52 | 48 | 92% | 168 |
| ELEM ED MULTI SUBJ READING LANG ARTS (DISC) (5032) Test Company: ETS Score Range: 100-200 | All enrolled students who have completed all nonclinical courses, 2016-17 | | | | | | 14 | 14 | 100% | 177 |
| | Other enrolled students, 2016-17 | | | | | | 9 | | | |
| | All program completers, 2016-17 | | | | | | 26 | 25 | 96% | 179 |
| | All program completers, 2015-16 | 4 | | | | 165 | 346 | 342 | 99% | 180 |
| | All program completers, 2014-15 | 9 | | | | 165 | 752 | 746 | 99% | 179 |

Single Assessment Institution-Level Pass Rate Data: Traditional Teacher Preparation Program Within IHE




**HEOA - Title II
2016 - 2017 Academic Year**

| | |
|-------------------------|---------------------------|
| Institution Name | KENTUCKY STATE UNIVERSITY |
| Institution Code | 1368 |
| State | Kentucky |

February 5, 2018

| Assessment Information ¹ | Group | Number Taking Assessment | Number Passing Assessment | Institutional Pass Rate | Institutional Average Scaled Score | Assessment Cut Score ² | Statewide | | | |
|---|---|--------------------------|---------------------------|-------------------------|------------------------------------|-----------------------------------|--------------------------|---------------------------|---------------------|--------------------------------|
| | | | | | | | Number Taking Assessment | Number Passing Assessment | Statewide Pass Rate | Statewide Average Scaled Score |
| ELEM ED MULTI SUBJ READING LANG ARTS (5002) Test Company: ETS Score Range: 100-200 | All enrolled students who have completed all nonclinical courses, 2016-17 | 2 | | | | 157 | 218 | 190 | 87% | 168 |
| | Other enrolled students, 2016-17 | 1 | | | | 157 | 213 | 176 | 83% | 169 |
| | All program completers, 2016-17 | 4 | | | | 157 | 737 | 728 | 99% | 172 |
| | All program completers, 2015-16 | 2 | | | | 157 | 623 | 611 | 98% | 171 |
| | All program completers, 2014-15 | | | | | | 20 | 20 | 100% | 168 |
| ELEM ED MULTI SUBJ SCIENCES (DISC) (5035) Test Company: ETS Score Range: 100-200 | All enrolled students who have completed all nonclinical courses, 2016-17 | | | | | | 12 | 12 | 100% | 177 |
| | Other enrolled students, 2016-17 | | | | | | 9 | | | |
| | All program completers, 2016-17 | | | | | | 26 | 23 | 88% | 171 |
| | All program completers, 2015-16 | 4 | | | | 159 | 347 | 340 | 98% | 171 |
| | All program completers, 2014-15 | 10 | 9 | 90% | 170 | 159 | 754 | 733 | 97% | 170 |
| ELEM ED MULTI SUBJ SCIENCES (5005) Test Company: ETS Score Range: 100-200 | All enrolled students who have completed all nonclinical courses, 2016-17 | 2 | | | | 159 | 206 | 155 | 75% | 167 |
| | Other enrolled students, 2016-17 | 2 | | | | 159 | 192 | 149 | 78% | 166 |
| | All program completers, 2016-17 | 4 | | | | 159 | 743 | 718 | 97% | 170 |
| | All program completers, 2015-16 | 2 | | | | 159 | 670 | 645 | 96% | 169 |
| | All program completers, 2014-15 | | | | | | 31 | 30 | 97% | 167 |
| ELEM ED MULTI SUBJ SOCIAL STUDIES (DISC) (5034) Test Company: ETS Score Range: 100-200 | All enrolled students who have completed all nonclinical courses, 2016-17 | | | | | | 12 | 11 | 92% | 171 |
| | Other enrolled students, 2016-17 | | | | | | 9 | | | |
| | All program completers, 2016-17 | | | | | | 25 | 24 | 96% | 168 |
| | All program completers, 2015-16 | 4 | | | | 155 | 347 | 336 | 97% | 168 |
| | All program completers, 2014-15 | 9 | | | | 155 | 753 | 730 | 97% | 167 |

Single Assessment Institution-Level Pass Rate Data: Traditional Teacher Preparation Program Within IHE

| | |
|---|--|
|  | HEOA - Title II 2016 - 2017 Academic Year |
| | Institution Name |
| | Institution Code |
| | State |

KENTUCKY STATE UNIVERSITY


1368

Kentucky

February 5, 2018

| Assessment Information ¹ | Group | Number Taking Assessment | Number Passing Assessment | Institutional Pass Rate | Institutional Average Scaled Score | Assessment Cut Score ² | Statewide | | | |
|--|---|--------------------------|---------------------------|-------------------------|------------------------------------|-----------------------------------|--------------------------|---------------------------|---------------------|--------------------------------|
| | | | | | | | Number Taking Assessment | Number Passing Assessment | Statewide Pass Rate | Statewide Average Scaled Score |
| ELEM ED MULTI SUBJ SOCIAL STUDIES (5004) Test Company: ETS Score Range: 100-200 | All enrolled students who have completed all nonclinical courses, 2016-17 | 2 | | | | 155 | 213 | 150 | 70% | 161 |
| | Other enrolled students, 2016-17 | 2 | | | | 155 | 199 | 148 | 74% | 164 |
| | All program completers, 2016-17 | 4 | | | | 155 | 743 | 697 | 94% | 166 |
| | All program completers, 2015-16 | 2 | | | | 155 | 663 | 633 | 95% | 166 |
| | All program completers, 2014-15 | | | | | | 39 | 36 | 92% | 163 |
| ENG LANG LIT COMP CONTENT & ANALYSIS (DISC) (5044) Test Company: ETS Score Range: 100-200 | All enrolled students who have completed all nonclinical courses, 2016-17 | | | | | | 1 | | | |
| | Other enrolled students, 2016-17 | | | | | | 4 | | | |
| | All program completers, 2016-17 | | | | | | | | | |
| | All program completers, 2015-16 | | | | | | 16 | 15 | 94% | 182 |
| | All program completers, 2014-15 | | | | | | 43 | 41 | 95% | 179 |
| ENG LANG LIT COMP CONTENT KNOWLEDGE (DISC) (0041) Test Company: ETS Score Range: 100-200 | All enrolled students who have completed all nonclinical courses, 2016-17 | | | | | | | | | |
| | Other enrolled students, 2016-17 | | | | | | | | | |
| | All program completers, 2016-17 | | | | | | | | | |
| | All program completers, 2015-16 | | | | | | 1 | | | |
| | All program completers, 2014-15 | | | | | | | | | |
| ENG LANG LIT COMP ESSAYS (DISCONTINUED) (0042) Test Company: ETS Score Range: 100-200 | All enrolled students who have completed all nonclinical courses, 2016-17 | | | | | | | | | |
| | Other enrolled students, 2016-17 | | | | | | | | | |
| | All program completers, 2016-17 | | | | | | | | | |
| | All program completers, 2015-16 | | | | | | 1 | | | |
| | All program completers, 2014-15 | | | | | | | | | |

Single Assessment Institution-Level Pass Rate Data: Traditional Teacher Preparation Program Within IHE

| | |
|---|--|
|  | HEOA - Title II 2016 - 2017 Academic Year |
| | Institution Name |
| | Institution Code |
| | State |

KENTUCKY STATE UNIVERSITY
1368
Kentucky

February 5, 2018

| Assessment Information ¹ | Group | Number Taking Assessment | Number Passing Assessment | Institutional Pass Rate | Institutional Average Scaled Score | Assessment Cut Score ² | Statewide | | | |
|--|---|--------------------------|---------------------------|-------------------------|------------------------------------|-----------------------------------|--------------------------|---------------------------|---------------------|--------------------------------|
| | | | | | | | Number Taking Assessment | Number Passing Assessment | Statewide Pass Rate | Statewide Average Scaled Score |
| ENGLISH LANGUAGE ARTS: CONTENT AND ANALYSIS (5039) Test Company: ETS Score Range: 100-200 | All enrolled students who have completed all nonclinical courses, 2016-17 | | | | | | 17 | 16 | 94% | 177 |
| | Other enrolled students, 2016-17 | | | | | | 35 | 30 | 86% | 176 |
| | All program completers, 2016-17 | | | | | | 77 | 76 | 99% | 178 |
| | All program completers, 2015-16 | | | | | | 105 | 103 | 98% | 178 |
| | All program completers, 2014-15 | | | | | | 54 | 52 | 96% | 179 |
| ENGLISH TO SPEAKERS OF OTHER LANGUAGES (DISC) (5361) Test Company: ETS Score Range: 100-200 | All enrolled students who have completed all nonclinical courses, 2016-17 | | | | | | 1 | | | |
| | Other enrolled students, 2016-17 | | | | | | | | | |
| | All program completers, 2016-17 | | | | | | 1 | | | |
| | All program completers, 2015-16 | | | | | | 2 | | | |
| | All program completers, 2014-15 | | | | | | 2 | | | |
| FAMILY AND CONSUMER SCIENCES (DISCONTINUED 2) (5121) Test Company: ETS Score Range: 100-200 | All enrolled students who have completed all nonclinical courses, 2016-17 | | | | | | | | | |
| | Other enrolled students, 2016-17 | | | | | | | | | |
| | All program completers, 2016-17 | | | | | | | | | |
| | All program completers, 2015-16 | | | | | | 2 | | | |
| | All program completers, 2014-15 | | | | | | 9 | | | |
| FAMILY AND CONSUMER SCIENCES (5122) Test Company: ETS Score Range: 100-200 | All enrolled students who have completed all nonclinical courses, 2016-17 | | | | | | | | | |
| | Other enrolled students, 2016-17 | | | | | | 1 | | | |
| | All program completers, 2016-17 | | | | | | 7 | | | |
| | All program completers, 2015-16 | | | | | | 3 | | | |
| | All program completers, 2014-15 | | | | | | | | | |

Single Assessment Institution-Level Pass Rate Data: Traditional Teacher Preparation Program Within IHE



**HEOA - Title II
2016 - 2017 Academic Year**

| | |
|-------------------------|---------------------------|
| Institution Name | KENTUCKY STATE UNIVERSITY |
| Institution Code | 1368 |
| State | Kentucky |

February 5, 2018

| Assessment Information ¹ | Group | Number Taking Assessment | Number Passing Assessment | Institutional Pass Rate | Institutional Average Scaled Score | Assessment Cut Score ² | Statewide | | | |
|--|---|--------------------------|---------------------------|-------------------------|------------------------------------|-----------------------------------|--------------------------|---------------------------|---------------------|--------------------------------|
| | | | | | | | Number Taking Assessment | Number Passing Assessment | Statewide Pass Rate | Statewide Average Scaled Score |
| FRENCH WORLD LANGUAGE (5174) Test Company: ETS Score Range: 100-200 | All enrolled students who have completed all nonclinical courses, 2016-17 | | | | | | | | | |
| | Other enrolled students, 2016-17 | | | | | | | | | |
| | All program completers, 2016-17 | | | | | | 3 | | | |
| | All program completers, 2015-16 | | | | | | 4 | | | |
| | All program completers, 2014-15 | | | | | | 5 | | | |
| GERMAN WORLD LANGUAGE (5183) Test Company: ETS Score Range: 100-200 | All enrolled students who have completed all nonclinical courses, 2016-17 | | | | | | | | | |
| | Other enrolled students, 2016-17 | | | | | | 1 | | | |
| | All program completers, 2016-17 | | | | | | 1 | | | |
| | All program completers, 2015-16 | | | | | | 3 | | | |
| | All program completers, 2014-15 | | | | | | | | | |
| HEALTH AND PE (DISC) (5856) Test Company: ETS Score Range: 100-200 | All enrolled students who have completed all nonclinical courses, 2016-17 | | | | | | | | | |
| | Other enrolled students, 2016-17 | | | | | | 1 | | | |
| | All program completers, 2016-17 | | | | | | 1 | | | |
| | All program completers, 2015-16 | | | | | | 12 | 11 | 92% | 166 |
| | All program completers, 2014-15 | | | | | | 42 | 41 | 98% | 166 |
| HEALTH AND PE (5857) Test Company: ETS Score Range: 100-200 | All enrolled students who have completed all nonclinical courses, 2016-17 | | | | | | 9 | | | |
| | Other enrolled students, 2016-17 | | | | | | 4 | | | |
| | All program completers, 2016-17 | | | | | | 25 | 24 | 96% | 171 |
| | All program completers, 2015-16 | | | | | | 33 | 31 | 94% | 171 |
| | All program completers, 2014-15 | | | | | | | | | |

Single Assessment Institution-Level Pass Rate Data: Traditional Teacher Preparation Program Within IHE



**HEOA - Title II
2016 - 2017 Academic Year**

| | |
|-------------------------|---------------------------|
| Institution Name | KENTUCKY STATE UNIVERSITY |
| Institution Code | 1368 |
| State | Kentucky |

February 5, 2018

| Assessment Information ¹ | Group | Number Taking Assessment | Number Passing Assessment | Institutional Pass Rate | Institutional Average Scaled Score | Assessment Cut Score ² | Statewide | | | |
|--|---|--------------------------|---------------------------|-------------------------|------------------------------------|-----------------------------------|--------------------------|---------------------------|---------------------|--------------------------------|
| | | | | | | | Number Taking Assessment | Number Passing Assessment | Statewide Pass Rate | Statewide Average Scaled Score |
| HEALTH EDUCATION (5551) Test Company: ETS Score Range: 100-200 | All enrolled students who have completed all nonclinical courses, 2016-17 | | | | | | | | | |
| | Other enrolled students, 2016-17 | | | | | | | | | |
| | All program completers, 2016-17 | | | | | | 2 | | | |
| | All program completers, 2015-16 | | | | | | 4 | | | |
| | All program completers, 2014-15 | | | | | | 3 | | | |
| INTERDIS EARLY CHILD EDUCATION (5023) Test Company: ETS Score Range: 100-200 | All enrolled students who have completed all nonclinical courses, 2016-17 | | | | | | 12 | 10 | 83% | 170 |
| | Other enrolled students, 2016-17 | 1 | | | | 166 | 5 | | | |
| | All program completers, 2016-17 | | | | | | 71 | 70 | 99% | 179 |
| | All program completers, 2015-16 | 1 | | | | 166 | 91 | 89 | 98% | 178 |
| | All program completers, 2014-15 | 2 | | | | 166 | 70 | 68 | 97% | 179 |
| LATIN (DISCONTINUED) (0600) Test Company: ETS Score Range: 250-990 | All enrolled students who have completed all nonclinical courses, 2016-17 | | | | | | | | | |
| | Other enrolled students, 2016-17 | | | | | | | | | |
| | All program completers, 2016-17 | | | | | | | | | |
| | All program completers, 2015-16 | | | | | | 1 | | | |
| | All program completers, 2014-15 | | | | | | | | | |
| LATIN (5601) Test Company: ETS Score Range: 100-200 | All enrolled students who have completed all nonclinical courses, 2016-17 | | | | | | | | | |
| | Other enrolled students, 2016-17 | | | | | | | | | |
| | All program completers, 2016-17 | | | | | | 1 | | | |
| | All program completers, 2015-16 | | | | | | 2 | | | |
| | All program completers, 2014-15 | | | | | | | | | |

Single Assessment Institution-Level Pass Rate Data: Traditional Teacher Preparation Program Within IHE




**HEOA - Title II
2016 - 2017 Academic Year**

| | |
|-------------------------|---------------------------|
| Institution Name | KENTUCKY STATE UNIVERSITY |
| Institution Code | 1368 |
| State | Kentucky |

February 5, 2018

| Assessment Information ¹ | Group | Number Taking Assessment | Number Passing Assessment | Institutional Pass Rate | Institutional Average Scaled Score | Assessment Cut Score ² | Statewide | | | |
|---|---|--------------------------|---------------------------|-------------------------|------------------------------------|-----------------------------------|--------------------------|---------------------------|---------------------|--------------------------------|
| | | | | | | | Number Taking Assessment | Number Passing Assessment | Statewide Pass Rate | Statewide Average Scaled Score |
| LIBRARY MEDIA SPECIALIST (5311) Test Company: ETS Score Range: 100-200 | All enrolled students who have completed all nonclinical courses, 2016-17 | | | | | | | | | |
| | Other enrolled students, 2016-17 | | | | | | | | | |
| | All program completers, 2016-17 | | | | | | | | | |
| | All program completers, 2015-16 | | | | | | 3 | | | |
| | All program completers, 2014-15 | | | | | | | | | |
| MATH PROOFS MODELS PROBLEMS PART 1 (DISC) (0063) Test Company: ETS Score Range: 100-200 | All enrolled students who have completed all nonclinical courses, 2016-17 | | | | | | | | | |
| | Other enrolled students, 2016-17 | | | | | | | | | |
| | All program completers, 2016-17 | | | | | | 1 | | | |
| | All program completers, 2015-16 | | | | | | 11 | 11 | 100% | 164 |
| | All program completers, 2014-15 | | | | | | 21 | 21 | 100% | 167 |
| MATHEMATICS CONTENT KNOWLEDGE (DISC) (0061) Test Company: ETS Score Range: 100-200 | All enrolled students who have completed all nonclinical courses, 2016-17 | | | | | | | | | |
| | Other enrolled students, 2016-17 | | | | | | 1 | | | |
| | All program completers, 2016-17 | | | | | | 3 | | | |
| | All program completers, 2015-16 | | | | | | 11 | 11 | 100% | 147 |
| | All program completers, 2014-15 | | | | | | 20 | 20 | 100% | 151 |
| MATHEMATICS CONTENT KNOWLEDGE (5161) Test Company: ETS Score Range: 100-200 | All enrolled students who have completed all nonclinical courses, 2016-17 | 2 | | | | 160 | 14 | 5 | 36% | 154 |
| | Other enrolled students, 2016-17 | 3 | | | | 160 | 18 | 7 | 39% | 150 |
| | All program completers, 2016-17 | 1 | | | | 160 | 53 | 41 | 77% | 164 |
| | All program completers, 2015-16 | | | | | | 59 | 49 | 83% | 167 |
| | All program completers, 2014-15 | | | | | | 50 | 45 | 90% | 165 |

Single Assessment Institution-Level Pass Rate Data: Traditional Teacher Preparation Program Within IHE

| | |
|---|--|
|  | HEOA - Title II 2016 - 2017 Academic Year |
| | Institution Name |
| | Institution Code |
| | State |

KENTUCKY STATE UNIVERSITY
1368
Kentucky

February 5, 2018

| Assessment Information ¹ | Group | Number Taking Assessment | Number Passing Assessment | Institutional Pass Rate | Institutional Average Scaled Score | Assessment Cut Score ² | Statewide | | | |
|---|---|--------------------------|---------------------------|-------------------------|------------------------------------|-----------------------------------|--------------------------|---------------------------|---------------------|--------------------------------|
| | | | | | | | Number Taking Assessment | Number Passing Assessment | Statewide Pass Rate | Statewide Average Scaled Score |
| MIDDLE SCHOOL ENG LANG ARTS (DISCONTINUED) (5049) Test Company: ETS Score Range: 100-200 | All enrolled students who have completed all nonclinical courses, 2016-17 | | | | | | 1 | | | |
| | Other enrolled students, 2016-17 | | | | | | 3 | | | |
| | All program completers, 2016-17 | | | | | | | | | |
| | All program completers, 2015-16 | | | | | | 7 | | | |
| | All program completers, 2014-15 | | | | | | 22 | 22 | 100% | 180 |
| MIDDLE SCHOOL ENG LANG ARTS (5047) Test Company: ETS Score Range: 100-200 | All enrolled students who have completed all nonclinical courses, 2016-17 | | | | | | 23 | 14 | 61% | 165 |
| | Other enrolled students, 2016-17 | | | | | | 22 | 16 | 73% | 165 |
| | All program completers, 2016-17 | | | | | | 64 | 51 | 80% | 169 |
| | All program completers, 2015-16 | | | | | | 76 | 63 | 83% | 169 |
| | All program completers, 2014-15 | | | | | | 70 | 61 | 87% | 169 |
| MIDDLE SCHOOL MATHEMATICS (DISCONTINUED) (0069) Test Company: ETS Score Range: 100-200 | All enrolled students who have completed all nonclinical courses, 2016-17 | | | | | | 1 | | | |
| | Other enrolled students, 2016-17 | | | | | | 2 | | | |
| | All program completers, 2016-17 | | | | | | 4 | | | |
| | All program completers, 2015-16 | | | | | | 12 | 12 | 100% | 169 |
| | All program completers, 2014-15 | | | | | | 45 | 45 | 100% | 169 |
| MIDDLE SCHOOL MATHEMATICS (5169) Test Company: ETS Score Range: 100-200 | All enrolled students who have completed all nonclinical courses, 2016-17 | | | | | | 32 | 25 | 78% | 173 |
| | Other enrolled students, 2016-17 | | | | | | 43 | 35 | 81% | 172 |
| | All program completers, 2016-17 | | | | | | 109 | 103 | 94% | 176 |
| | All program completers, 2015-16 | | | | | | 141 | 136 | 96% | 176 |
| | All program completers, 2014-15 | | | | | | 81 | 76 | 94% | 175 |

Single Assessment Institution-Level Pass Rate Data: Traditional Teacher Preparation Program Within IHE



**HEOA - Title II
2016 - 2017 Academic Year**

| | |
|-------------------------|---------------------------|
| Institution Name | KENTUCKY STATE UNIVERSITY |
| Institution Code | 1368 |
| State | Kentucky |

February 5, 2018

| Assessment Information ¹ | Group | Number Taking Assessment | Number Passing Assessment | Institutional Pass Rate | Institutional Average Scaled Score | Assessment Cut Score ² | Statewide | | | |
|--|---|--------------------------|---------------------------|-------------------------|------------------------------------|-----------------------------------|--------------------------|---------------------------|---------------------|--------------------------------|
| | | | | | | | Number Taking Assessment | Number Passing Assessment | Statewide Pass Rate | Statewide Average Scaled Score |
| MIDDLE SCHOOL SCIENCE (DISCONTINUED) (0439) Test Company: ETS Score Range: 100-200 | All enrolled students who have completed all nonclinical courses, 2016-17 | | | | | | | | | |
| | Other enrolled students, 2016-17 | | | | | | 11 | 10 | 91% | 154 |
| | All program completers, 2016-17 | | | | | | 1 | | | |
| | All program completers, 2015-16 | | | | | | 19 | 19 | 100% | 163 |
| | All program completers, 2014-15 | | | | | | 83 | 82 | 99% | 158 |
| MIDDLE SCHOOL SCIENCE (5440) Test Company: ETS Score Range: 100-200 | All enrolled students who have completed all nonclinical courses, 2016-17 | | | | | | 16 | 11 | 69% | 158 |
| | Other enrolled students, 2016-17 | | | | | | 17 | 14 | 82% | 162 |
| | All program completers, 2016-17 | | | | | | 64 | 63 | 98% | 163 |
| | All program completers, 2015-16 | | | | | | 66 | 60 | 91% | 161 |
| | All program completers, 2014-15 | | | | | | 7 | | | |
| MIDDLE SCHOOL SOCIAL STUDIES (5089) Test Company: ETS Score Range: 100-200 | All enrolled students who have completed all nonclinical courses, 2016-17 | | | | | | 26 | 22 | 85% | 166 |
| | Other enrolled students, 2016-17 | | | | | | 33 | 30 | 91% | 166 |
| | All program completers, 2016-17 | | | | | | 96 | 88 | 92% | 166 |
| | All program completers, 2015-16 | | | | | | 114 | 107 | 94% | 165 |
| | All program completers, 2014-15 | | | | | | 123 | 121 | 98% | 167 |
| MUSIC CONCEPTS AND PROCESSES (DISCONTINUED) (0111) Test Company: ETS Score Range: 100-200 | All enrolled students who have completed all nonclinical courses, 2016-17 | | | | | | | | | |
| | Other enrolled students, 2016-17 | | | | | | | | | |
| | All program completers, 2016-17 | | | | | | | | | |
| | All program completers, 2015-16 | | | | | | 9 | | | |
| | All program completers, 2014-15 | | | | | | 3 | | | |

Single Assessment Institution-Level Pass Rate Data: Traditional Teacher Preparation Program Within IHE



**HEOA - Title II
2016 - 2017 Academic Year**

| | |
|-------------------------|---------------------------|
| Institution Name | KENTUCKY STATE UNIVERSITY |
| Institution Code | 1368 |
| State | Kentucky |

February 5, 2018

| Assessment Information ¹ | Group | Number Taking Assessment | Number Passing Assessment | Institutional Pass Rate | Institutional Average Scaled Score | Assessment Cut Score ² | Statewide | | | |
|--|---|--------------------------|---------------------------|-------------------------|------------------------------------|-----------------------------------|--------------------------|---------------------------|---------------------|--------------------------------|
| | | | | | | | Number Taking Assessment | Number Passing Assessment | Statewide Pass Rate | Statewide Average Scaled Score |
| MUSIC CONTENT & INSTRUCTION (5114) Test Company: ETS Score Range: 100-200 | All enrolled students who have completed all nonclinical courses, 2016-17 | | | | | | 17 | 8 | 47% | 162 |
| | Other enrolled students, 2016-17 | | | | | | 12 | 9 | 75% | 166 |
| | All program completers, 2016-17 | 1 | | | | 162 | 93 | 75 | 81% | 168 |
| | All program completers, 2015-16 | | | | | | 115 | 105 | 91% | 169 |
| | All program completers, 2014-15 | | | | | | 109 | 97 | 89% | 169 |
| MUSIC CONTENT KNOWLEDGE (0113) Test Company: ETS Score Range: 100-200 | All enrolled students who have completed all nonclinical courses, 2016-17 | | | | | | | | | |
| | Other enrolled students, 2016-17 | | | | | | | | | |
| | All program completers, 2016-17 | | | | | | | | | |
| | All program completers, 2015-16 | | | | | | 9 | | | |
| | All program completers, 2014-15 | | | | | | 3 | | | |
| PHYSICAL ED CONTENT AND DESIGN (5095) Test Company: ETS Score Range: 100-200 | All enrolled students who have completed all nonclinical courses, 2016-17 | 1 | | | | 169 | 13 | 8 | 62% | 170 |
| | Other enrolled students, 2016-17 | | | | | | 8 | | | |
| | All program completers, 2016-17 | 1 | | | | 169 | 41 | 35 | 85% | 173 |
| | All program completers, 2015-16 | | | | | | 67 | 56 | 84% | 174 |
| | All program completers, 2014-15 | | | | | | 53 | 48 | 91% | 175 |
| PHYSICS CONTENT KNOWLEDGE (5265) Test Company: ETS Score Range: 100-200 | All enrolled students who have completed all nonclinical courses, 2016-17 | | | | | | 3 | | | |
| | Other enrolled students, 2016-17 | | | | | | 5 | | | |
| | All program completers, 2016-17 | | | | | | 5 | | | |
| | All program completers, 2015-16 | | | | | | 1 | | | |
| | All program completers, 2014-15 | | | | | | 3 | | | |

Single Assessment Institution-Level Pass Rate Data: Traditional Teacher Preparation Program Within IHE




**HEOA - Title II
2016 - 2017 Academic Year**

| | |
|-------------------------|---------------------------|
| Institution Name | KENTUCKY STATE UNIVERSITY |
| Institution Code | 1368 |
| State | Kentucky |

February 5, 2018

| Assessment Information ¹ | Group | Number Taking Assessment | Number Passing Assessment | Institutional Pass Rate | Institutional Average Scaled Score | Assessment Cut Score ² | Statewide | | | |
|--|---|--------------------------|---------------------------|-------------------------|------------------------------------|-----------------------------------|--------------------------|---------------------------|---------------------|--------------------------------|
| | | | | | | | Number Taking Assessment | Number Passing Assessment | Statewide Pass Rate | Statewide Average Scaled Score |
| PRINC LEARNING AND TEACHING 5-9 (DISCONTINUED) (0523) Test Company: ETS Score Range: 100-200 | All enrolled students who have completed all nonclinical courses, 2016-17 | | | | | | | | | |
| | Other enrolled students, 2016-17 | | | | | | | | | |
| | All program completers, 2016-17 | | | | | | | | | |
| | All program completers, 2015-16 | | | | | | 3 | | | |
| | All program completers, 2014-15 | | | | | | 3 | | | |
| PRINC LEARNING AND TEACHING 5-9 (5623) Test Company: ETS Score Range: 100-200 | All enrolled students who have completed all nonclinical courses, 2016-17 | | | | | | 60 | 58 | 97% | 175 |
| | Other enrolled students, 2016-17 | | | | | | 53 | 48 | 91% | 172 |
| | All program completers, 2016-17 | | | | | | 235 | 234 | 100% | 176 |
| | All program completers, 2015-16 | | | | | | 291 | 288 | 99% | 175 |
| | All program completers, 2014-15 | 1 | | | | 160 | 290 | 289 | 100% | 175 |
| PRINC LEARNING AND TEACHING 7-12 (DISCONTINUED) (0524) Test Company: ETS Score Range: 100-200 | All enrolled students who have completed all nonclinical courses, 2016-17 | | | | | | | | | |
| | Other enrolled students, 2016-17 | | | | | | | | | |
| | All program completers, 2016-17 | | | | | | | | | |
| | All program completers, 2015-16 | | | | | | 6 | | | |
| | All program completers, 2014-15 | | | | | | 2 | | | |
| PRINC LEARNING AND TEACHING 7-12 (5624) Test Company: ETS Score Range: 100-200 | All enrolled students who have completed all nonclinical courses, 2016-17 | 4 | | | | 160 | 70 | 62 | 89% | 175 |
| | Other enrolled students, 2016-17 | 3 | | | | 160 | 64 | 62 | 97% | 174 |
| | All program completers, 2016-17 | 2 | | | | 160 | 386 | 382 | 99% | 177 |
| | All program completers, 2015-16 | | | | | | 490 | 482 | 98% | 177 |
| | All program completers, 2014-15 | 2 | | | | 160 | 485 | 481 | 99% | 176 |

Single Assessment Institution-Level Pass Rate Data: Traditional Teacher Preparation Program Within IHE

| | |
|---|--|
|  | HEOA - Title II 2016 - 2017 Academic Year |
| | Institution Name |
| | Institution Code |
| | State |

KENTUCKY STATE UNIVERSITY
1368
Kentucky

February 5, 2018

| Assessment Information ¹ | Group | Number Taking Assessment | Number Passing Assessment | Institutional Pass Rate | Institutional Average Scaled Score | Assessment Cut Score ² | Statewide | | | |
|---|---|--------------------------|---------------------------|-------------------------|------------------------------------|-----------------------------------|--------------------------|---------------------------|---------------------|--------------------------------|
| | | | | | | | Number Taking Assessment | Number Passing Assessment | Statewide Pass Rate | Statewide Average Scaled Score |
| PRINC LEARNING AND TEACHING K-6 (DISCONTINUED) (0522) Test Company: ETS Score Range: 100-200 | All enrolled students who have completed all nonclinical courses, 2016-17 | | | | | | | | | |
| | Other enrolled students, 2016-17 | | | | | | | | | |
| | All program completers, 2016-17 | | | | | | | | | |
| | All program completers, 2015-16 | | | | | | 10 | 10 | 100% | 171 |
| | All program completers, 2014-15 | | | | | | 2 | | | |
| PRINC LEARNING AND TEACHING K-6 (5622) Test Company: ETS Score Range: 100-200 | All enrolled students who have completed all nonclinical courses, 2016-17 | 2 | | | | 160 | 184 | 176 | 96% | 176 |
| | Other enrolled students, 2016-17 | 3 | | | | 160 | 128 | 121 | 95% | 176 |
| | All program completers, 2016-17 | 5 | | | | 160 | 841 | 836 | 99% | 177 |
| | All program completers, 2015-16 | 8 | | | | 160 | 1196 | 1190 | 99% | 177 |
| | All program completers, 2014-15 | 9 | | | | 160 | 904 | 901 | 100% | 177 |
| SE CK AND MILD TO MODERATE APPL (5543) Test Company: ETS Score Range: 100-200 | All enrolled students who have completed all nonclinical courses, 2016-17 | | | | | | 35 | 35 | 100% | 174 |
| | Other enrolled students, 2016-17 | 1 | | | | 158 | 43 | 42 | 98% | 172 |
| | All program completers, 2016-17 | 1 | | | | 158 | 219 | 218 | 100% | 174 |
| | All program completers, 2015-16 | 1 | | | | 158 | 261 | 261 | 100% | 174 |
| | All program completers, 2014-15 | 2 | | | | 158 | 233 | 233 | 100% | 175 |
| SE CK AND SEVERE TO PROF APPL (5545) Test Company: ETS Score Range: 100-200 | All enrolled students who have completed all nonclinical courses, 2016-17 | | | | | | 11 | 10 | 91% | 173 |
| | Other enrolled students, 2016-17 | | | | | | 1 | | | |
| | All program completers, 2016-17 | | | | | | 48 | 48 | 100% | 175 |
| | All program completers, 2015-16 | | | | | | 55 | 55 | 100% | 178 |
| | All program completers, 2014-15 | | | | | | 45 | 45 | 100% | 178 |

Single Assessment Institution-Level Pass Rate Data: Traditional Teacher Preparation Program Within IHE



**HEOA - Title II
2016 - 2017 Academic Year**

| | |
|-------------------------|---------------------------|
| Institution Name | KENTUCKY STATE UNIVERSITY |
| Institution Code | 1368 |
| State | Kentucky |

February 5, 2018

| Assessment Information ¹ | Group | Number Taking Assessment | Number Passing Assessment | Institutional Pass Rate | Institutional Average Scaled Score | Assessment Cut Score ² | Statewide | | | |
|---|---|--------------------------|---------------------------|-------------------------|------------------------------------|-----------------------------------|--------------------------|---------------------------|---------------------|--------------------------------|
| | | | | | | | Number Taking Assessment | Number Passing Assessment | Statewide Pass Rate | Statewide Average Scaled Score |
| SE CORE KNOWLEDGE & APPLICATIONS (5354) Test Company: ETS Score Range: 100-200 | All enrolled students who have completed all nonclinical courses, 2016-17 | | | | | | 1 | | | |
| | Other enrolled students, 2016-17 | | | | | | | | | |
| | All program completers, 2016-17 | | | | | | 21 | 20 | 95% | 176 |
| | All program completers, 2015-16 | | | | | | 27 | 27 | 100% | 177 |
| | All program completers, 2014-15 | | | | | | 23 | 23 | 100% | 177 |
| SE TEACHING STU WVISUAL IMPAIRMENT (5282) Test Company: ETS Score Range: 100-200 | All enrolled students who have completed all nonclinical courses, 2016-17 | | | | | | | | | |
| | Other enrolled students, 2016-17 | | | | | | | | | |
| | All program completers, 2016-17 | | | | | | | | | |
| | All program completers, 2015-16 | | | | | | | | | |
| | All program completers, 2014-15 | | | | | | 1 | | | |
| SOCIAL STUDIES CONTENT & INTERPRETATION (5086) Test Company: ETS Score Range: 100-200 | All enrolled students who have completed all nonclinical courses, 2016-17 | 1 | | | | 153 | 16 | 14 | 88% | 165 |
| | Other enrolled students, 2016-17 | | | | | | 32 | 29 | 91% | 165 |
| | All program completers, 2016-17 | | | | | | 108 | 102 | 94% | 166 |
| | All program completers, 2015-16 | | | | | | 93 | 89 | 96% | 164 |
| | All program completers, 2014-15 | 1 | | | | 153 | 106 | 103 | 97% | 167 |
| SOCIAL STUDIES CONTENT KNOWLEDGE (0081) Test Company: ETS Score Range: 100-200 | All enrolled students who have completed all nonclinical courses, 2016-17 | | | | | | | | | |
| | Other enrolled students, 2016-17 | | | | | | | | | |
| | All program completers, 2016-17 | | | | | | | | | |
| | All program completers, 2015-16 | | | | | | 2 | | | |
| | All program completers, 2014-15 | | | | | | 6 | | | |

Single Assessment Institution-Level Pass Rate Data: Traditional Teacher Preparation Program Within IHE




**HEOA - Title II
2016 - 2017 Academic Year**

| | |
|-------------------------|---------------------------|
| Institution Name | KENTUCKY STATE UNIVERSITY |
| Institution Code | 1368 |
| State | Kentucky |

February 5, 2018

| Assessment Information ¹ | Group | Number Taking Assessment | Number Passing Assessment | Institutional Pass Rate | Institutional Average Scaled Score | Assessment Cut Score ² | Statewide | | | |
|--|---|--------------------------|---------------------------|-------------------------|------------------------------------|-----------------------------------|--------------------------|---------------------------|---------------------|--------------------------------|
| | | | | | | | Number Taking Assessment | Number Passing Assessment | Statewide Pass Rate | Statewide Average Scaled Score |
| SOCIAL STUDIES INTERPRET MATERIAL (DISC) (0083) Test Company: ETS Score Range: 100-200 | All enrolled students who have completed all nonclinical courses, 2016-17 | | | | | | | | | |
| | Other enrolled students, 2016-17 | | | | | | | | | |
| | All program completers, 2016-17 | | | | | | | | | |
| | All program completers, 2015-16 | | | | | | 2 | | | |
| | All program completers, 2014-15 | | | | | | | | | |
| SPANISH WORLD LANGUAGE (5195) Test Company: ETS Score Range: 100-200 | All enrolled students who have completed all nonclinical courses, 2016-17 | | | | | | 11 | 7 | 64% | 170 |
| | Other enrolled students, 2016-17 | | | | | | 8 | | | |
| | All program completers, 2016-17 | | | | | | 14 | 7 | 50% | 164 |
| | All program completers, 2015-16 | | | | | | 21 | 12 | 57% | 167 |
| | All program completers, 2014-15 | | | | | | 14 | 9 | 64% | 164 |
| SPEECH LANGUAGE PATHOLOGY (DISC) (5330) Test Company: ETS Score Range: 250-990 | All enrolled students who have completed all nonclinical courses, 2016-17 | | | | | | | | | |
| | Other enrolled students, 2016-17 | | | | | | | | | |
| | All program completers, 2016-17 | | | | | | | | | |
| | All program completers, 2015-16 | | | | | | 5 | | | |
| | All program completers, 2014-15 | | | | | | 10 | 10 | 100% | 689 |
| SPEECH LANGUAGE PATHOLOGY (5331) Test Company: ETS Score Range: 100-200 | All enrolled students who have completed all nonclinical courses, 2016-17 | | | | | | | | | |
| | Other enrolled students, 2016-17 | | | | | | | | | |
| | All program completers, 2016-17 | | | | | | 24 | 24 | 100% | 174 |
| | All program completers, 2015-16 | | | | | | 27 | 27 | 100% | 174 |
| | All program completers, 2014-15 | | | | | | | | | |

Single Assessment Institution-Level Pass Rate Data: Traditional Teacher Preparation Program Within IHE

| | | |
|---|--|---------------------------|
|  | HEOA - Title II 2016 - 2017 Academic Year | |
| | Institution Name | KENTUCKY STATE UNIVERSITY |
| | Institution Code | 1368 |
| | State | Kentucky |

February 5, 2018

| Assessment Information ¹ | Group | Number Taking Assessment | Number Passing Assessment | Institutional Pass Rate | Institutional Average Scaled Score | Assessment Cut Score ² | Statewide | | | |
|---|---|--------------------------|---------------------------|-------------------------|------------------------------------|-----------------------------------|--------------------------|---------------------------|---------------------|--------------------------------|
| | | | | | | | Number Taking Assessment | Number Passing Assessment | Statewide Pass Rate | Statewide Average Scaled Score |
| TECHNOLOGY EDUCATION (5051) Test Company: ETS Score Range: 100-200 | All enrolled students who have completed all nonclinical courses, 2016-17 | | | | | | | | | |
| | Other enrolled students, 2016-17 | | | | | | | | | |
| | All program completers, 2016-17 | | | | | | 1 | | | |
| | All program completers, 2015-16 | | | | | | 1 | | | |
| | All program completers, 2014-15 | | | | | | 2 | | | |
| THEATRE (5641) Test Company: ETS Score Range: 100-200 | All enrolled students who have completed all nonclinical courses, 2016-17 | | | | | | | | | |
| | Other enrolled students, 2016-17 | | | | | | 1 | | | |
| | All program completers, 2016-17 | | | | | | 1 | | | |
| | All program completers, 2015-16 | | | | | | 2 | | | |
| | All program completers, 2014-15 | | | | | | | | | |

Note: In cases where there are less than ten students taking the assessment or license/certificate, the number passing and pass rate are not reported.

¹Tests with multiple delivery options (computer, paper, etc.) will be noted with the assessment code for one format only.

²Cut scores may vary for groups depending upon when the cut scores are established by the state and when each group completed their teacher certification or licensure assessment.