


Summary Institution-Level Pass Rate Data: *Alternative Teacher Preparation Program Within IHE*

		HEOA - Title II 2018 - 2019 Academic Year				
Institution Name		KENTUCKY STATE UNIVERSITY				
Institution Code		1368				
State		Kentucky				
<i>February 3, 2020</i>						
				Statewide		
Group	Number Taking Assessment¹	Number Passing Assessment²	Institutional Pass Rate	Number Taking Assessment¹	Number Passing Assessment²	Statewide Pass Rate
All program completers, 2018-19	2			429	413	96%
All program completers, 2017-18				492	486	99%
All program completers, 2016-17	2			237	236	100%
All program completers, combined 2016/17-2018/19 ³	4					


Note: In cases where there are less than ten students taking the assessment or license/certificate, the number passing and pass rate are not reported.

¹ Number of completers taking one or more assessments within their area of specialization.

² Summary level "Number Taking Assessment" may differ from assessment level "Number Taking Assessment" because each student is counted once at the summary level but may be counted in multiple assessments at the assessment level.

³ When two or more completer groups have fewer than ten completers, data is combined across the three completer years into an additional completer group for the Summary pass rates.

Single Assessment Institution-Level Pass Rate Data: Alternative Teacher Preparation Program Within IHE


	HEOA - Title II 2018 - 2019 Academic Year
	Institution Name
	Institution Code
	State

KENTUCKY STATE UNIVERSITY
1368
Kentucky

February 3, 2020

Assessment Information ¹	Group	Number Taking Assessment	Number Passing Assessment	Institutional Pass Rate	Institutional Average Scaled Score	Assessment Cut Score ²	Statewide			
							Number Taking Assessment	Number Passing Assessment	Statewide Pass Rate	Statewide Average Scaled Score
AGRICULTURE (DISCONTINUED) (0700) Test Company: ETS Score Range: 250-990	All enrolled students who have completed all nonclinical courses, 2018-19									
	Other enrolled students, 2018-19									
	All program completers, 2018-19									
	All program completers, 2017-18						1			
	All program completers, 2016-17									
AGRICULTURE (5701) Test Company: ETS Score Range: 100-200	All enrolled students who have completed all nonclinical courses, 2018-19									
	Other enrolled students, 2018-19						1			
	All program completers, 2018-19									
	All program completers, 2017-18									
	All program completers, 2016-17									
ART CONTENT AND ANALYSIS (5135) Test Company: ETS Score Range: 100-200	All enrolled students who have completed all nonclinical courses, 2018-19									
	Other enrolled students, 2018-19						7			
	All program completers, 2018-19						7			
	All program completers, 2017-18						5			
	All program completers, 2016-17						2			
BIOLOGY CONTENT KNOWLEDGE (0235) Test Company: ETS Score Range: 100-200	All enrolled students who have completed all nonclinical courses, 2018-19									
	Other enrolled students, 2018-19						30	30	100%	169
	All program completers, 2018-19						27	27	100%	166
	All program completers, 2017-18						34	33	97%	163
	All program completers, 2016-17						10	10	100%	164

Single Assessment Institution-Level Pass Rate Data: Alternative Teacher Preparation Program Within IHE


	HEOA - Title II 2018 - 2019 Academic Year
	Institution Name
	Institution Code
	State

KENTUCKY STATE UNIVERSITY
1368
Kentucky

February 3, 2020

Assessment Information ¹	Group	Number Taking Assessment	Number Passing Assessment	Institutional Pass Rate	Institutional Average Scaled Score	Assessment Cut Score ²	Statewide			
							Number Taking Assessment	Number Passing Assessment	Statewide Pass Rate	Statewide Average Scaled Score
BUSINESS ED CONTENT KNOWLEDGE (5101) Test Company: ETS Score Range: 100-200	All enrolled students who have completed all nonclinical courses, 2018-19									
	Other enrolled students, 2018-19						14	14	100%	175
	All program completers, 2018-19						20	20	100%	175
	All program completers, 2017-18						12	12	100%	177
	All program completers, 2016-17						9			
CHEMISTRY CONTENT KNOWLEDGE (0245) Test Company: ETS Score Range: 100-200	All enrolled students who have completed all nonclinical courses, 2018-19						1			
	Other enrolled students, 2018-19						21	19	90%	166
	All program completers, 2018-19						10	10	100%	173
	All program completers, 2017-18						12	12	100%	170
	All program completers, 2016-17						3			
CHINESE (MANDARIN) WORLD LANGUAGE (5665) Test Company: ETS Score Range: 100-200	All enrolled students who have completed all nonclinical courses, 2018-19									
	Other enrolled students, 2018-19									
	All program completers, 2018-19						1			
	All program completers, 2017-18						6			
	All program completers, 2016-17									
EARTH AND SPACE SCIENCES - CK (5571) Test Company: ETS Score Range: 100-200	All enrolled students who have completed all nonclinical courses, 2018-19									
	Other enrolled students, 2018-19						3			
	All program completers, 2018-19						1			
	All program completers, 2017-18						4			
	All program completers, 2016-17						3			

Single Assessment Institution-Level Pass Rate Data: Alternative Teacher Preparation Program Within IHE

		HEOA - Title II 2018 - 2019 Academic Year								
Institution Name	KENTUCKY STATE UNIVERSITY									
Institution Code	1368									
State	Kentucky									
							February 3, 2020			
Assessment Information ¹	Group	Number Taking Assessment	Number Passing Assessment	Institutional Pass Rate	Institutional Average Scaled Score	Assessment Cut Score ²	Statewide			
							Number Taking Assessment	Number Passing Assessment	Statewide Pass Rate	Statewide Average Scaled Score
ED OF DEAF AND HARD OF HEARING (5272) Test Company: ETS Score Range: 100-200	All enrolled students who have completed all nonclinical courses, 2018-19									
	Other enrolled students, 2018-19									
	All program completers, 2018-19						1			
	All program completers, 2017-18									
	All program completers, 2016-17									
ELEM ED MULTI SUBJ MATHEMATICS (DISC) (5033) Test Company: ETS Score Range: 100-200	All enrolled students who have completed all nonclinical courses, 2018-19									
	Other enrolled students, 2018-19									
	All program completers, 2018-19									
	All program completers, 2017-18						3			
	All program completers, 2016-17						15	15	100%	175
ELEM ED MULTI SUBJ MATHEMATICS (5003) Test Company: ETS Score Range: 100-200	All enrolled students who have completed all nonclinical courses, 2018-19						2			
	Other enrolled students, 2018-19						56	52	93%	174
	All program completers, 2018-19						67	66	99%	176
	All program completers, 2017-18						44	44	100%	173
	All program completers, 2016-17						10	10	100%	173
ELEM ED MULTI SUBJ READING LANG ARTS (DISC) (5032) Test Company: ETS Score Range: 100-200	All enrolled students who have completed all nonclinical courses, 2018-19									
	Other enrolled students, 2018-19									
	All program completers, 2018-19									
	All program completers, 2017-18						3			
	All program completers, 2016-17						15	15	100%	181

Single Assessment Institution-Level Pass Rate Data: Alternative Teacher Preparation Program Within IHE




**HEOA - Title II
2018 - 2019 Academic Year**

Institution Name	KENTUCKY STATE UNIVERSITY
Institution Code	1368
State	Kentucky

February 3, 2020

Assessment Information ¹	Group	Number Taking Assessment	Number Passing Assessment	Institutional Pass Rate	Institutional Average Scaled Score	Assessment Cut Score ²	Statewide				
							Number Taking Assessment	Number Passing Assessment	Statewide Pass Rate	Statewide Average Scaled Score	
ELEM ED MULTI SUBJ READING LANG ARTS (5002) Test Company: ETS Score Range: 100-200	All enrolled students who have completed all nonclinical courses, 2018-19						2				
	Other enrolled students, 2018-19						58	54	93%	171	
	All program completers, 2018-19						67	66	99%	169	
	All program completers, 2017-18						43	43	100%	171	
	All program completers, 2016-17						7				
ELEM ED MULTI SUBJ SCIENCES (DISC) (5035) Test Company: ETS Score Range: 100-200	All enrolled students who have completed all nonclinical courses, 2018-19										
	Other enrolled students, 2018-19										
	All program completers, 2018-19										
	All program completers, 2017-18						3				
	All program completers, 2016-17						15	15	100%	171	
ELEM ED MULTI SUBJ SCIENCES (5005) Test Company: ETS Score Range: 100-200	All enrolled students who have completed all nonclinical courses, 2018-19						2				
	Other enrolled students, 2018-19						57	48	84%	169	
	All program completers, 2018-19						67	64	96%	167	
	All program completers, 2017-18						43	43	100%	172	
	All program completers, 2016-17						7				
ELEM ED MULTI SUBJ SOCIAL STUDIES (DISC) (5034) Test Company: ETS Score Range: 100-200	All enrolled students who have completed all nonclinical courses, 2018-19										
	Other enrolled students, 2018-19										
	All program completers, 2018-19										
	All program completers, 2017-18						3				
	All program completers, 2016-17						15	15	100%	177	

Single Assessment Institution-Level Pass Rate Data: Alternative Teacher Preparation Program Within IHE

	HEOA - Title II 2018 - 2019 Academic Year
	Institution Name
	Institution Code
	State

KENTUCKY STATE UNIVERSITY
1368
Kentucky

February 3, 2020

Assessment Information ¹	Group	Number Taking Assessment	Number Passing Assessment	Institutional Pass Rate	Institutional Average Scaled Score	Assessment Cut Score ²	Statewide			
							Number Taking Assessment	Number Passing Assessment	Statewide Pass Rate	Statewide Average Scaled Score
ELEM ED MULTI SUBJ SOCIAL STUDIES (5004) Test Company: ETS Score Range: 100-200	All enrolled students who have completed all nonclinical courses, 2018-19						2			
	Other enrolled students, 2018-19						57	52	91%	168
	All program completers, 2018-19						67	63	94%	165
	All program completers, 2017-18						43	43	100%	172
	All program completers, 2016-17						7			
ENG LANG LIT COMP CONTENT & ANALYSIS (DISC) (5044) Test Company: ETS Score Range: 100-200	All enrolled students who have completed all nonclinical courses, 2018-19									
	Other enrolled students, 2018-19									
	All program completers, 2018-19									
	All program completers, 2017-18						5			
	All program completers, 2016-17						7			
ENGLISH LANGUAGE ARTS: CONTENT AND ANALYSIS (5039) Test Company: ETS Score Range: 100-200	All enrolled students who have completed all nonclinical courses, 2018-19						3			
	Other enrolled students, 2018-19						40	36	90%	177
	All program completers, 2018-19						29	29	100%	178
	All program completers, 2017-18						27	26	96%	175
	All program completers, 2016-17						8			
ENGLISH TO SPEAKERS OF OTHER LANGUAGES (DISC) (5361) Test Company: ETS Score Range: 100-200	All enrolled students who have completed all nonclinical courses, 2018-19									
	Other enrolled students, 2018-19						1			
	All program completers, 2018-19									
	All program completers, 2017-18						5			
	All program completers, 2016-17						2			

Single Assessment Institution-Level Pass Rate Data: Alternative Teacher Preparation Program Within IHE




**HEOA - Title II
2018 - 2019 Academic Year**

Institution Name	KENTUCKY STATE UNIVERSITY
Institution Code	1368
State	Kentucky

February 3, 2020

Assessment Information ¹	Group	Number Taking Assessment	Number Passing Assessment	Institutional Pass Rate	Institutional Average Scaled Score	Assessment Cut Score ²	Statewide			
							Number Taking Assessment	Number Passing Assessment	Statewide Pass Rate	Statewide Average Scaled Score
ENGLISH TO SPEAKERS OF OTHER LANGUAGES (5362) Test Company: ETS Score Range: 100-200	All enrolled students who have completed all nonclinical courses, 2018-19									
	Other enrolled students, 2018-19						2			
	All program completers, 2018-19						2			
	All program completers, 2017-18						2			
	All program completers, 2016-17									
FAMILY AND CONSUMER SCIENCES (5122) Test Company: ETS Score Range: 100-200	All enrolled students who have completed all nonclinical courses, 2018-19									
	Other enrolled students, 2018-19						1			
	All program completers, 2018-19						5			
	All program completers, 2017-18						1			
	All program completers, 2016-17									
FRENCH WORLD LANGUAGE (5174) Test Company: ETS Score Range: 100-200	All enrolled students who have completed all nonclinical courses, 2018-19									
	Other enrolled students, 2018-19						1			
	All program completers, 2018-19									
	All program completers, 2017-18						1			
	All program completers, 2016-17									
GERMAN WORLD LANGUAGE (5183) Test Company: ETS Score Range: 100-200	All enrolled students who have completed all nonclinical courses, 2018-19									
	Other enrolled students, 2018-19						1			
	All program completers, 2018-19									
	All program completers, 2017-18									
	All program completers, 2016-17									

Single Assessment Institution-Level Pass Rate Data: Alternative Teacher Preparation Program Within IHE


	HEOA - Title II 2018 - 2019 Academic Year
	Institution Name
	Institution Code
	State

KENTUCKY STATE UNIVERSITY
1368
Kentucky

February 3, 2020

Assessment Information ¹	Group	Number Taking Assessment	Number Passing Assessment	Institutional Pass Rate	Institutional Average Scaled Score	Assessment Cut Score ²	Statewide			
							Number Taking Assessment	Number Passing Assessment	Statewide Pass Rate	Statewide Average Scaled Score
HEALTH AND PE (5857) Test Company: ETS Score Range: 100-200	All enrolled students who have completed all nonclinical courses, 2018-19									
	Other enrolled students, 2018-19						1			
	All program completers, 2018-19									
	All program completers, 2017-18									
	All program completers, 2016-17									
HEALTH EDUCATION (5551) Test Company: ETS Score Range: 100-200	All enrolled students who have completed all nonclinical courses, 2018-19									
	Other enrolled students, 2018-19									
	All program completers, 2018-19						1			
	All program completers, 2017-18						2			
	All program completers, 2016-17									
INTERDIS EARLY CHILD EDUCATION (5023) Test Company: ETS Score Range: 100-200	All enrolled students who have completed all nonclinical courses, 2018-19									
	Other enrolled students, 2018-19						9			
	All program completers, 2018-19						13	13	100%	184
	All program completers, 2017-18						9			
	All program completers, 2016-17						4			
MATH PROOFS MODELS PROBLEMS PART 1 (DISC) (0063) Test Company: ETS Score Range: 100-200	All enrolled students who have completed all nonclinical courses, 2018-19									
	Other enrolled students, 2018-19									
	All program completers, 2018-19									
	All program completers, 2017-18									
	All program completers, 2016-17							2		

Single Assessment Institution-Level Pass Rate Data: Alternative Teacher Preparation Program Within IHE

	HEOA - Title II 2018 - 2019 Academic Year
	Institution Name
	Institution Code
	State

KENTUCKY STATE UNIVERSITY
1368
Kentucky

February 3, 2020

Assessment Information ¹	Group	Number Taking Assessment	Number Passing Assessment	Institutional Pass Rate	Institutional Average Scaled Score	Assessment Cut Score ²	Statewide			
							Number Taking Assessment	Number Passing Assessment	Statewide Pass Rate	Statewide Average Scaled Score
MATHEMATICS CONTENT KNOWLEDGE (DISC) (0061) Test Company: ETS Score Range: 100-200	All enrolled students who have completed all nonclinical courses, 2018-19									
	Other enrolled students, 2018-19									
	All program completers, 2018-19									
	All program completers, 2017-18									
	All program completers, 2016-17						3			
MATHEMATICS CONTENT KNOWLEDGE (5161) Test Company: ETS Score Range: 100-200	All enrolled students who have completed all nonclinical courses, 2018-19						2			
	Other enrolled students, 2018-19						35	23	66%	164
	All program completers, 2018-19						21	19	90%	167
	All program completers, 2017-18						27	26	96%	170
	All program completers, 2016-17						13	12	92%	167
MIDDLE SCHOOL ENG LANG ARTS (DISCONTINUED) (5049) Test Company: ETS Score Range: 100-200	All enrolled students who have completed all nonclinical courses, 2018-19									
	Other enrolled students, 2018-19									
	All program completers, 2018-19									
	All program completers, 2017-18									
	All program completers, 2016-17						5			
MIDDLE SCHOOL ENG LANG ARTS (5047) Test Company: ETS Score Range: 100-200	All enrolled students who have completed all nonclinical courses, 2018-19						1			
	Other enrolled students, 2018-19						18	16	89%	171
	All program completers, 2018-19						11	11	100%	171
	All program completers, 2017-18						22	21	95%	173
	All program completers, 2016-17						8			

Single Assessment Institution-Level Pass Rate Data: Alternative Teacher Preparation Program Within IHE



**HEOA - Title II
2018 - 2019 Academic Year**

Institution Name	KENTUCKY STATE UNIVERSITY
Institution Code	1368
State	Kentucky

February 3, 2020

Assessment Information ¹	Group	Number Taking Assessment	Number Passing Assessment	Institutional Pass Rate	Institutional Average Scaled Score	Assessment Cut Score ²	Statewide			
							Number Taking Assessment	Number Passing Assessment	Statewide Pass Rate	Statewide Average Scaled Score
MIDDLE SCHOOL MATHEMATICS (DISCONTINUED) (0069) Test Company: ETS Score Range: 100-200	All enrolled students who have completed all nonclinical courses, 2018-19									
	Other enrolled students, 2018-19									
	All program completers, 2018-19									
	All program completers, 2017-18						1			
	All program completers, 2016-17						7			
MIDDLE SCHOOL MATHEMATICS (5169) Test Company: ETS Score Range: 100-200	All enrolled students who have completed all nonclinical courses, 2018-19									
	Other enrolled students, 2018-19						23	21	91%	179
	All program completers, 2018-19						12	11	92%	181
	All program completers, 2017-18						22	22	100%	180
	All program completers, 2016-17						8			
MIDDLE SCHOOL SCIENCE (DISCONTINUED) (0439) Test Company: ETS Score Range: 100-200	All enrolled students who have completed all nonclinical courses, 2018-19									
	Other enrolled students, 2018-19									
	All program completers, 2018-19									
	All program completers, 2017-18						2			
	All program completers, 2016-17						8			
MIDDLE SCHOOL SCIENCE (5440) Test Company: ETS Score Range: 100-200	All enrolled students who have completed all nonclinical courses, 2018-19									
	Other enrolled students, 2018-19						29	28	97%	171
	All program completers, 2018-19						16	16	100%	163
	All program completers, 2017-18						21	21	100%	167
	All program completers, 2016-17						1			

Single Assessment Institution-Level Pass Rate Data: Alternative Teacher Preparation Program Within IHE




**HEOA - Title II
2018 - 2019 Academic Year**

Institution Name	KENTUCKY STATE UNIVERSITY
Institution Code	1368
State	Kentucky


February 3, 2020

Assessment Information ¹	Group	Number Taking Assessment	Number Passing Assessment	Institutional Pass Rate	Institutional Average Scaled Score	Assessment Cut Score ²	Statewide			
							Number Taking Assessment	Number Passing Assessment	Statewide Pass Rate	Statewide Average Scaled Score
MIDDLE SCHOOL SOCIAL STUDIES (5089) Test Company: ETS Score Range: 100-200	All enrolled students who have completed all nonclinical courses, 2018-19									
	Other enrolled students, 2018-19						11	11	100%	174
	All program completers, 2018-19						11	11	100%	185
	All program completers, 2017-18						13	12	92%	176
	All program completers, 2016-17						8			
MUSIC CONTENT & INSTRUCTION (5114) Test Company: ETS Score Range: 100-200	All enrolled students who have completed all nonclinical courses, 2018-19									
	Other enrolled students, 2018-19						2			
	All program completers, 2018-19						5			
	All program completers, 2017-18						1			
	All program completers, 2016-17						1			
PHYSICAL ED CONTENT AND DESIGN (5095) Test Company: ETS Score Range: 100-200	All enrolled students who have completed all nonclinical courses, 2018-19									
	Other enrolled students, 2018-19						5			
	All program completers, 2018-19						6			
	All program completers, 2017-18						6			
	All program completers, 2016-17						2			
PHYSICS CONTENT KNOWLEDGE (5265) Test Company: ETS Score Range: 100-200	All enrolled students who have completed all nonclinical courses, 2018-19									
	Other enrolled students, 2018-19						2			
	All program completers, 2018-19						4			
	All program completers, 2017-18						6			
	All program completers, 2016-17						1			

Single Assessment Institution-Level Pass Rate Data: Alternative Teacher Preparation Program Within IHE

		<p align="center">HEOA - Title II 2018 - 2019 Academic Year</p>								
Institution Name	KENTUCKY STATE UNIVERSITY									
Institution Code	1368									
State	Kentucky									
							February 3, 2020			
Assessment Information ¹	Group	Number Taking Assessment	Number Passing Assessment	Institutional Pass Rate	Institutional Average Scaled Score	Assessment Cut Score ²	Statewide			
							Number Taking Assessment	Number Passing Assessment	Statewide Pass Rate	Statewide Average Scaled Score
PRINC LEARNING AND TEACHING 5-9 (5623) Test Company: ETS Score Range: 100-200	All enrolled students who have completed all nonclinical courses, 2018-19						1			
	Other enrolled students, 2018-19						42	41	98%	175
	All program completers, 2018-19						50	49	98%	176
	All program completers, 2017-18						81	81	100%	179
	All program completers, 2016-17						43	43	100%	182
PRINC LEARNING AND TEACHING 7-12 (5624) Test Company: ETS Score Range: 100-200	All enrolled students who have completed all nonclinical courses, 2018-19						9			
	Other enrolled students, 2018-19						93	92	99%	179
	All program completers, 2018-19						143	141	99%	178
	All program completers, 2017-18						178	178	100%	178
	All program completers, 2016-17						81	81	100%	179
PRINC LEARNING AND TEACHING K-6 (5622) Test Company: ETS Score Range: 100-200	All enrolled students who have completed all nonclinical courses, 2018-19						2			
	Other enrolled students, 2018-19						36	34	94%	175
	All program completers, 2018-19						70	69	99%	176
	All program completers, 2017-18						57	57	100%	179
	All program completers, 2016-17						27	27	100%	177
SE CK AND MILD TO MODERATE APPL (5543) Test Company: ETS Score Range: 100-200	All enrolled students who have completed all nonclinical courses, 2018-19						18	18	100%	179
	Other enrolled students, 2018-19						87	84	97%	171
	All program completers, 2018-19	2				158	128	126	98%	172
	All program completers, 2017-18						139	139	100%	173
	All program completers, 2016-17	2				158	69	69	100%	172

Single Assessment Institution-Level Pass Rate Data: Alternative Teacher Preparation Program Within IHE


	HEOA - Title II 2018 - 2019 Academic Year
	Institution Name
	Institution Code
	State

KENTUCKY STATE UNIVERSITY
1368
Kentucky

February 3, 2020

Assessment Information ¹	Group	Number Taking Assessment	Number Passing Assessment	Institutional Pass Rate	Institutional Average Scaled Score	Assessment Cut Score ²	Statewide			
							Number Taking Assessment	Number Passing Assessment	Statewide Pass Rate	Statewide Average Scaled Score
SE CK AND SEVERE TO PROF APPL (5545) Test Company: ETS Score Range: 100-200	All enrolled students who have completed all nonclinical courses, 2018-19						8			
	Other enrolled students, 2018-19						2			
	All program completers, 2018-19						11	11	100%	176
	All program completers, 2017-18						23	23	100%	179
	All program completers, 2016-17						10	10	100%	181
SE CORE KNOWLEDGE & APPLICATIONS (5354) Test Company: ETS Score Range: 100-200	All enrolled students who have completed all nonclinical courses, 2018-19									
	Other enrolled students, 2018-19									
	All program completers, 2018-19						2			
	All program completers, 2017-18						1			
	All program completers, 2016-17						1			
SE TEACHING STU WVISUAL IMPAIRMENT (5282) Test Company: ETS Score Range: 100-200	All enrolled students who have completed all nonclinical courses, 2018-19									
	Other enrolled students, 2018-19									
	All program completers, 2018-19						2			
	All program completers, 2017-18						1			
	All program completers, 2016-17						2			
SOCIAL STUDIES CONTENT & INTERPRETATION (5086) Test Company: ETS Score Range: 100-200	All enrolled students who have completed all nonclinical courses, 2018-19									
	Other enrolled students, 2018-19						39	35	90%	169
	All program completers, 2018-19						14	13	93%	172
	All program completers, 2017-18						25	24	96%	166
	All program completers, 2016-17						10	10	100%	167

Single Assessment Institution-Level Pass Rate Data: *Alternative Teacher Preparation Program Within IHE*

	HEOA - Title II 2018 - 2019 Academic Year
	Institution Name
	Institution Code
	State

KENTUCKY STATE UNIVERSITY
1368
Kentucky

February 3, 2020

Assessment Information ¹	Group	Number Taking Assessment	Number Passing Assessment	Institutional Pass Rate	Institutional Average Scaled Score	Assessment Cut Score ²	Statewide			
							Number Taking Assessment	Number Passing Assessment	Statewide Pass Rate	Statewide Average Scaled Score
SPANISH WORLD LANGUAGE (5195) Test Company: ETS Score Range: 100-200	All enrolled students who have completed all nonclinical courses, 2018-19						2			
	Other enrolled students, 2018-19						11	8	73%	165
	All program completers, 2018-19						11	10	91%	178
	All program completers, 2017-18						14	14	100%	182
	All program completers, 2016-17						6			
THEATRE (5641) Test Company: ETS Score Range: 100-200	All enrolled students who have completed all nonclinical courses, 2018-19									
	Other enrolled students, 2018-19						1			
	All program completers, 2018-19									
	All program completers, 2017-18									
	All program completers, 2016-17						2			

Note: In cases where there are less than ten students taking the assessment or license/certificate, the number passing and pass rate are not reported.

¹Tests with multiple delivery options (computer, paper, etc.) will be noted with the assessment code for one format only.

²Cut scores may vary for groups depending upon when the cut scores are established by the state and when each group completed their teacher certification or licensure assessment.