


Summary Institution-Level Pass Rate Data: Traditional Teacher Preparation Program Within IHE

		<p align="center">HEOA - Title II 2016 - 2017 Academic Year</p>				
Institution Name	KENTUCKY STATE UNIVERSITY					
Institution Code	1368					
State	Kentucky					
<i>February 5, 2018</i>						
				Statewide		
Group	Number Taking Assessment¹	Number Passing Assessment²	Institutional Pass Rate	Number Taking Assessment¹	Number Passing Assessment²	Statewide Pass Rate
All program completers, 2016-17	8			1639	1539	94%
All program completers, 2015-16	11	11	100%	2232	2118	95%
All program completers, 2014-15	17	16	94%	1892	1818	96%

Note: In cases where there are less than ten students taking the assessment or license/certificate, the number passing and pass rate are not reported.

¹ Number of completers taking one or more assessments within their area of specialization.

² Summary level "Number Taking Assessment" may differ from assessment level "Number Taking Assessment" because each student is counted once at the summary level but may be counted in multiple assessments at the assessment level.

Single Assessment Institution-Level Pass Rate Data: Traditional Teacher Preparation Program Within IHE




**HEOA - Title II
2016 - 2017 Academic Year**

Institution Name	KENTUCKY STATE UNIVERSITY
Institution Code	1368
State	Kentucky

February 5, 2018

Assessment Information ¹	Group	Number Taking Assessment	Number Passing Assessment	Institutional Pass Rate	Institutional Average Scaled Score	Assessment Cut Score ²	Statewide			
							Number Taking Assessment	Number Passing Assessment	Statewide Pass Rate	Statewide Average Scaled Score
AGRICULTURE (DISCONTINUED) (0700) Test Company: ETS Score Range: 250-990	All enrolled students who have completed all nonclinical courses, 2016-17									
	Other enrolled students, 2016-17									
	All program completers, 2016-17									
	All program completers, 2015-16						13	12	92%	559
	All program completers, 2014-15						14	12	86%	580
AGRICULTURE (5701) Test Company: ETS Score Range: 100-200	All enrolled students who have completed all nonclinical courses, 2016-17						8			
	Other enrolled students, 2016-17						4			
	All program completers, 2016-17						16	16	100%	166
	All program completers, 2015-16						16	15	94%	174
	All program completers, 2014-15						3			
ART CONTENT AND ANALYSIS (5135) Test Company: ETS Score Range: 100-200	All enrolled students who have completed all nonclinical courses, 2016-17						2			
	Other enrolled students, 2016-17						3			
	All program completers, 2016-17						23	20	87%	168
	All program completers, 2015-16						38	31	82%	170
	All program completers, 2014-15						25	25	100%	169
ART CONTENT KNOWLEDGE (DISCONTINUED) (0133) Test Company: ETS Score Range: 100-200	All enrolled students who have completed all nonclinical courses, 2016-17									
	Other enrolled students, 2016-17									
	All program completers, 2016-17									
	All program completers, 2015-16						1			
	All program completers, 2014-15						1			

Single Assessment Institution-Level Pass Rate Data: Traditional Teacher Preparation Program Within IHE


	HEOA - Title II 2016 - 2017 Academic Year
	Institution Name
	Institution Code
	State

KENTUCKY STATE UNIVERSITY
1368
Kentucky

February 5, 2018

Assessment Information ¹	Group	Number Taking Assessment	Number Passing Assessment	Institutional Pass Rate	Institutional Average Scaled Score	Assessment Cut Score ²	Statewide			
							Number Taking Assessment	Number Passing Assessment	Statewide Pass Rate	Statewide Average Scaled Score
ART MAKING (DISCONTINUED) (0131) Test Company: ETS Score Range: 100-200	All enrolled students who have completed all nonclinical courses, 2016-17									
	Other enrolled students, 2016-17									
	All program completers, 2016-17									
	All program completers, 2015-16						1			
	All program completers, 2014-15									
BIOLOGY CONTENT KNOWLEDGE (0235) Test Company: ETS Score Range: 100-200	All enrolled students who have completed all nonclinical courses, 2016-17						3			
	Other enrolled students, 2016-17	1				146	27	27	100%	167
	All program completers, 2016-17						22	22	100%	166
	All program completers, 2015-16						32	32	100%	169
	All program completers, 2014-15	1				146	27	27	100%	168
BUSINESS ED CONTENT KNOWLEDGE (5101) Test Company: ETS Score Range: 100-200	All enrolled students who have completed all nonclinical courses, 2016-17									
	Other enrolled students, 2016-17						7			
	All program completers, 2016-17						9			
	All program completers, 2015-16						12	12	100%	172
	All program completers, 2014-15						10	10	100%	165
CHEMISTRY CONTENT KNOWLEDGE (0245) Test Company: ETS Score Range: 100-200	All enrolled students who have completed all nonclinical courses, 2016-17									
	Other enrolled students, 2016-17						8			
	All program completers, 2016-17						15	15	100%	166
	All program completers, 2015-16						10	10	100%	172
	All program completers, 2014-15						8			

Single Assessment Institution-Level Pass Rate Data: Traditional Teacher Preparation Program Within IHE

	HEOA - Title II 2016 - 2017 Academic Year
	Institution Name
	Institution Code
	State

KENTUCKY STATE UNIVERSITY
1368
Kentucky

February 5, 2018

Assessment Information ¹	Group	Number Taking Assessment	Number Passing Assessment	Institutional Pass Rate	Institutional Average Scaled Score	Assessment Cut Score ²	Statewide			
							Number Taking Assessment	Number Passing Assessment	Statewide Pass Rate	Statewide Average Scaled Score
CHINESE (MANDARIN) WORLD LANGUAGE (5665) Test Company: ETS Score Range: 100-200	All enrolled students who have completed all nonclinical courses, 2016-17									
	Other enrolled students, 2016-17									
	All program completers, 2016-17						1			
	All program completers, 2015-16						5			
	All program completers, 2014-15									
EARTH AND SPACE SCIENCES - CK (5571) Test Company: ETS Score Range: 100-200	All enrolled students who have completed all nonclinical courses, 2016-17									
	Other enrolled students, 2016-17						1			
	All program completers, 2016-17						1			
	All program completers, 2015-16						5			
	All program completers, 2014-15						4			
ED OF DEAF AND HARD OF HEARING (5272) Test Company: ETS Score Range: 100-200	All enrolled students who have completed all nonclinical courses, 2016-17									
	Other enrolled students, 2016-17									
	All program completers, 2016-17						9			
	All program completers, 2015-16						7			
	All program completers, 2014-15						3			
ED OF EXCEPTIONAL STUDENTS CORE CK(DISCONTINUED) (0353) Test Company: ETS Score Range: 100-200	All enrolled students who have completed all nonclinical courses, 2016-17									
	Other enrolled students, 2016-17									
	All program completers, 2016-17									
	All program completers, 2015-16		1			157	4			
	All program completers, 2014-15						2			

Single Assessment Institution-Level Pass Rate Data: Traditional Teacher Preparation Program Within IHE



**HEOA - Title II
2016 - 2017 Academic Year**

Institution Name	KENTUCKY STATE UNIVERSITY
Institution Code	1368
State	Kentucky

February 5, 2018

Assessment Information ¹	Group	Number Taking Assessment	Number Passing Assessment	Institutional Pass Rate	Institutional Average Scaled Score	Assessment Cut Score ²	Statewide			
							Number Taking Assessment	Number Passing Assessment	Statewide Pass Rate	Statewide Average Scaled Score
ED OF EXCEPTIONAL STUDENTS MTMD (0542) Test Company: ETS Score Range: 100-200	All enrolled students who have completed all nonclinical courses, 2016-17									
	Other enrolled students, 2016-17									
	All program completers, 2016-17									
	All program completers, 2015-16	1				172	1			
	All program completers, 2014-15						2			
ELEM ED MULTI SUBJ MATHEMATICS (DISC) (5033) Test Company: ETS Score Range: 100-200	All enrolled students who have completed all nonclinical courses, 2016-17						14	12	86%	171
	Other enrolled students, 2016-17						9			
	All program completers, 2016-17						26	22	85%	172
	All program completers, 2015-16	4				164	348	334	96%	174
	All program completers, 2014-15	10	9	90%	172	164	755	723	96%	175
ELEM ED MULTI SUBJ MATHEMATICS (5003) Test Company: ETS Score Range: 100-200	All enrolled students who have completed all nonclinical courses, 2016-17	2				157	213	196	92%	176
	Other enrolled students, 2016-17	2				157	211	187	89%	175
	All program completers, 2016-17	4				157	742	735	99%	178
	All program completers, 2015-16	4				157	693	681	98%	176
	All program completers, 2014-15						52	48	92%	168
ELEM ED MULTI SUBJ READING LANG ARTS (DISC) (5032) Test Company: ETS Score Range: 100-200	All enrolled students who have completed all nonclinical courses, 2016-17						14	14	100%	177
	Other enrolled students, 2016-17						9			
	All program completers, 2016-17						26	25	96%	179
	All program completers, 2015-16	4				165	346	342	99%	180
	All program completers, 2014-15	9				165	752	746	99%	179

Single Assessment Institution-Level Pass Rate Data: Traditional Teacher Preparation Program Within IHE




**HEOA - Title II
2016 - 2017 Academic Year**

Institution Name	KENTUCKY STATE UNIVERSITY
Institution Code	1368
State	Kentucky

February 5, 2018

Assessment Information ¹	Group	Number Taking Assessment	Number Passing Assessment	Institutional Pass Rate	Institutional Average Scaled Score	Assessment Cut Score ²	Statewide			
							Number Taking Assessment	Number Passing Assessment	Statewide Pass Rate	Statewide Average Scaled Score
ELEM ED MULTI SUBJ READING LANG ARTS (5002) Test Company: ETS Score Range: 100-200	All enrolled students who have completed all nonclinical courses, 2016-17	2				157	218	190	87%	168
	Other enrolled students, 2016-17	1				157	213	176	83%	169
	All program completers, 2016-17	4				157	737	728	99%	172
	All program completers, 2015-16	2				157	623	611	98%	171
	All program completers, 2014-15						20	20	100%	168
ELEM ED MULTI SUBJ SCIENCES (DISC) (5035) Test Company: ETS Score Range: 100-200	All enrolled students who have completed all nonclinical courses, 2016-17						12	12	100%	177
	Other enrolled students, 2016-17						9			
	All program completers, 2016-17						26	23	88%	171
	All program completers, 2015-16	4				159	347	340	98%	171
	All program completers, 2014-15	10	9	90%	170	159	754	733	97%	170
ELEM ED MULTI SUBJ SCIENCES (5005) Test Company: ETS Score Range: 100-200	All enrolled students who have completed all nonclinical courses, 2016-17	2				159	206	155	75%	167
	Other enrolled students, 2016-17	2				159	192	149	78%	166
	All program completers, 2016-17	4				159	743	718	97%	170
	All program completers, 2015-16	2				159	670	645	96%	169
	All program completers, 2014-15						31	30	97%	167
ELEM ED MULTI SUBJ SOCIAL STUDIES (DISC) (5034) Test Company: ETS Score Range: 100-200	All enrolled students who have completed all nonclinical courses, 2016-17						12	11	92%	171
	Other enrolled students, 2016-17						9			
	All program completers, 2016-17						25	24	96%	168
	All program completers, 2015-16	4				155	347	336	97%	168
	All program completers, 2014-15	9				155	753	730	97%	167


Single Assessment Institution-Level Pass Rate Data: Traditional Teacher Preparation Program Within IHE

	HEOA - Title II 2016 - 2017 Academic Year	
	Institution Name	KENTUCKY STATE UNIVERSITY
	Institution Code	1368
	State	Kentucky

February 5, 2018

Assessment Information ¹	Group	Number Taking Assessment	Number Passing Assessment	Institutional Pass Rate	Institutional Average Scaled Score	Assessment Cut Score ²	Statewide			
							Number Taking Assessment	Number Passing Assessment	Statewide Pass Rate	Statewide Average Scaled Score
ELEM ED MULTI SUBJ SOCIAL STUDIES (5004) Test Company: ETS Score Range: 100-200	All enrolled students who have completed all nonclinical courses, 2016-17	2				155	213	150	70%	161
	Other enrolled students, 2016-17	2				155	199	148	74%	164
	All program completers, 2016-17	4				155	743	697	94%	166
	All program completers, 2015-16	2				155	663	633	95%	166
	All program completers, 2014-15						39	36	92%	163
ENG LANG LIT COMP CONTENT & ANALYSIS (DISC) (5044) Test Company: ETS Score Range: 100-200	All enrolled students who have completed all nonclinical courses, 2016-17						1			
	Other enrolled students, 2016-17						4			
	All program completers, 2016-17									
	All program completers, 2015-16						16	15	94%	182
	All program completers, 2014-15						43	41	95%	179
ENG LANG LIT COMP CONTENT KNOWLEDGE (DISC) (0041) Test Company: ETS Score Range: 100-200	All enrolled students who have completed all nonclinical courses, 2016-17									
	Other enrolled students, 2016-17									
	All program completers, 2016-17									
	All program completers, 2015-16						1			
	All program completers, 2014-15									
ENG LANG LIT COMP ESSAYS (DISCONTINUED) (0042) Test Company: ETS Score Range: 100-200	All enrolled students who have completed all nonclinical courses, 2016-17									
	Other enrolled students, 2016-17									
	All program completers, 2016-17									
	All program completers, 2015-16						1			
	All program completers, 2014-15									

Single Assessment Institution-Level Pass Rate Data: Traditional Teacher Preparation Program Within IHE

	HEOA - Title II 2016 - 2017 Academic Year
	Institution Name
	Institution Code
	State

KENTUCKY STATE UNIVERSITY
1368
Kentucky

February 5, 2018

Assessment Information ¹	Group	Number Taking Assessment	Number Passing Assessment	Institutional Pass Rate	Institutional Average Scaled Score	Assessment Cut Score ²	Statewide			
							Number Taking Assessment	Number Passing Assessment	Statewide Pass Rate	Statewide Average Scaled Score
ENGLISH LANGUAGE ARTS: CONTENT AND ANALYSIS (5039) Test Company: ETS Score Range: 100-200	All enrolled students who have completed all nonclinical courses, 2016-17						17	16	94%	177
	Other enrolled students, 2016-17						35	30	86%	176
	All program completers, 2016-17						77	76	99%	178
	All program completers, 2015-16						105	103	98%	178
	All program completers, 2014-15						54	52	96%	179
ENGLISH TO SPEAKERS OF OTHER LANGUAGES (DISC) (5361) Test Company: ETS Score Range: 100-200	All enrolled students who have completed all nonclinical courses, 2016-17						1			
	Other enrolled students, 2016-17									
	All program completers, 2016-17						1			
	All program completers, 2015-16						2			
	All program completers, 2014-15						2			
FAMILY AND CONSUMER SCIENCES (DISCONTINUED 2) (5121) Test Company: ETS Score Range: 100-200	All enrolled students who have completed all nonclinical courses, 2016-17									
	Other enrolled students, 2016-17									
	All program completers, 2016-17									
	All program completers, 2015-16						2			
	All program completers, 2014-15						9			
FAMILY AND CONSUMER SCIENCES (5122) Test Company: ETS Score Range: 100-200	All enrolled students who have completed all nonclinical courses, 2016-17									
	Other enrolled students, 2016-17						1			
	All program completers, 2016-17						7			
	All program completers, 2015-16						3			
	All program completers, 2014-15									

Single Assessment Institution-Level Pass Rate Data: Traditional Teacher Preparation Program Within IHE



**HEOA - Title II
2016 - 2017 Academic Year**

Institution Name	KENTUCKY STATE UNIVERSITY
Institution Code	1368
State	Kentucky

February 5, 2018

Assessment Information ¹	Group	Number Taking Assessment	Number Passing Assessment	Institutional Pass Rate	Institutional Average Scaled Score	Assessment Cut Score ²	Statewide			
							Number Taking Assessment	Number Passing Assessment	Statewide Pass Rate	Statewide Average Scaled Score
FRENCH WORLD LANGUAGE (5174) Test Company: ETS Score Range: 100-200	All enrolled students who have completed all nonclinical courses, 2016-17									
	Other enrolled students, 2016-17									
	All program completers, 2016-17						3			
	All program completers, 2015-16						4			
	All program completers, 2014-15						5			
GERMAN WORLD LANGUAGE (5183) Test Company: ETS Score Range: 100-200	All enrolled students who have completed all nonclinical courses, 2016-17									
	Other enrolled students, 2016-17						1			
	All program completers, 2016-17						1			
	All program completers, 2015-16						3			
	All program completers, 2014-15									
HEALTH AND PE (DISC) (5856) Test Company: ETS Score Range: 100-200	All enrolled students who have completed all nonclinical courses, 2016-17									
	Other enrolled students, 2016-17						1			
	All program completers, 2016-17						1			
	All program completers, 2015-16						12	11	92%	166
	All program completers, 2014-15						42	41	98%	166
HEALTH AND PE (5857) Test Company: ETS Score Range: 100-200	All enrolled students who have completed all nonclinical courses, 2016-17						9			
	Other enrolled students, 2016-17						4			
	All program completers, 2016-17						25	24	96%	171
	All program completers, 2015-16						33	31	94%	171
	All program completers, 2014-15									

Single Assessment Institution-Level Pass Rate Data: Traditional Teacher Preparation Program Within IHE



**HEOA - Title II
2016 - 2017 Academic Year**

Institution Name	KENTUCKY STATE UNIVERSITY
Institution Code	1368
State	Kentucky

February 5, 2018

Assessment Information ¹	Group	Number Taking Assessment	Number Passing Assessment	Institutional Pass Rate	Institutional Average Scaled Score	Assessment Cut Score ²	Statewide			
							Number Taking Assessment	Number Passing Assessment	Statewide Pass Rate	Statewide Average Scaled Score
HEALTH EDUCATION (5551) Test Company: ETS Score Range: 100-200	All enrolled students who have completed all nonclinical courses, 2016-17									
	Other enrolled students, 2016-17									
	All program completers, 2016-17						2			
	All program completers, 2015-16						4			
	All program completers, 2014-15						3			
INTERDIS EARLY CHILD EDUCATION (5023) Test Company: ETS Score Range: 100-200	All enrolled students who have completed all nonclinical courses, 2016-17						12	10	83%	170
	Other enrolled students, 2016-17	1				166	5			
	All program completers, 2016-17						71	70	99%	179
	All program completers, 2015-16	1				166	91	89	98%	178
	All program completers, 2014-15	2				166	70	68	97%	179
LATIN (DISCONTINUED) (0600) Test Company: ETS Score Range: 250-990	All enrolled students who have completed all nonclinical courses, 2016-17									
	Other enrolled students, 2016-17									
	All program completers, 2016-17									
	All program completers, 2015-16						1			
	All program completers, 2014-15									
LATIN (5601) Test Company: ETS Score Range: 100-200	All enrolled students who have completed all nonclinical courses, 2016-17									
	Other enrolled students, 2016-17									
	All program completers, 2016-17						1			
	All program completers, 2015-16						2			
	All program completers, 2014-15									

Single Assessment Institution-Level Pass Rate Data: Traditional Teacher Preparation Program Within IHE




**HEOA - Title II
2016 - 2017 Academic Year**

Institution Name	KENTUCKY STATE UNIVERSITY
Institution Code	1368
State	Kentucky

February 5, 2018

Assessment Information ¹	Group	Number Taking Assessment	Number Passing Assessment	Institutional Pass Rate	Institutional Average Scaled Score	Assessment Cut Score ²	Statewide			
							Number Taking Assessment	Number Passing Assessment	Statewide Pass Rate	Statewide Average Scaled Score
LIBRARY MEDIA SPECIALIST (5311) Test Company: ETS Score Range: 100-200	All enrolled students who have completed all nonclinical courses, 2016-17									
	Other enrolled students, 2016-17									
	All program completers, 2016-17									
	All program completers, 2015-16						3			
	All program completers, 2014-15									
MATH PROOFS MODELS PROBLEMS PART 1 (DISC) (0063) Test Company: ETS Score Range: 100-200	All enrolled students who have completed all nonclinical courses, 2016-17									
	Other enrolled students, 2016-17									
	All program completers, 2016-17						1			
	All program completers, 2015-16						11	11	100%	164
	All program completers, 2014-15						21	21	100%	167
MATHEMATICS CONTENT KNOWLEDGE (DISC) (0061) Test Company: ETS Score Range: 100-200	All enrolled students who have completed all nonclinical courses, 2016-17									
	Other enrolled students, 2016-17						1			
	All program completers, 2016-17						3			
	All program completers, 2015-16						11	11	100%	147
	All program completers, 2014-15						20	20	100%	151
MATHEMATICS CONTENT KNOWLEDGE (5161) Test Company: ETS Score Range: 100-200	All enrolled students who have completed all nonclinical courses, 2016-17	2				160	14	5	36%	154
	Other enrolled students, 2016-17	3				160	18	7	39%	150
	All program completers, 2016-17	1				160	53	41	77%	164
	All program completers, 2015-16						59	49	83%	167
	All program completers, 2014-15						50	45	90%	165

Single Assessment Institution-Level Pass Rate Data: Traditional Teacher Preparation Program Within IHE


	HEOA - Title II 2016 - 2017 Academic Year
	Institution Name
	Institution Code
	State

KENTUCKY STATE UNIVERSITY
1368
Kentucky

February 5, 2018

Assessment Information ¹	Group	Number Taking Assessment	Number Passing Assessment	Institutional Pass Rate	Institutional Average Scaled Score	Assessment Cut Score ²	Statewide			
							Number Taking Assessment	Number Passing Assessment	Statewide Pass Rate	Statewide Average Scaled Score
MIDDLE SCHOOL ENG LANG ARTS (DISCONTINUED) (5049) Test Company: ETS Score Range: 100-200	All enrolled students who have completed all nonclinical courses, 2016-17						1			
	Other enrolled students, 2016-17						3			
	All program completers, 2016-17									
	All program completers, 2015-16						7			
	All program completers, 2014-15						22	22	100%	180
MIDDLE SCHOOL ENG LANG ARTS (5047) Test Company: ETS Score Range: 100-200	All enrolled students who have completed all nonclinical courses, 2016-17						23	14	61%	165
	Other enrolled students, 2016-17						22	16	73%	165
	All program completers, 2016-17						64	51	80%	169
	All program completers, 2015-16						76	63	83%	169
	All program completers, 2014-15						70	61	87%	169
MIDDLE SCHOOL MATHEMATICS (DISCONTINUED) (0069) Test Company: ETS Score Range: 100-200	All enrolled students who have completed all nonclinical courses, 2016-17						1			
	Other enrolled students, 2016-17						2			
	All program completers, 2016-17						4			
	All program completers, 2015-16						12	12	100%	169
	All program completers, 2014-15						45	45	100%	169
MIDDLE SCHOOL MATHEMATICS (5169) Test Company: ETS Score Range: 100-200	All enrolled students who have completed all nonclinical courses, 2016-17						32	25	78%	173
	Other enrolled students, 2016-17						43	35	81%	172
	All program completers, 2016-17						109	103	94%	176
	All program completers, 2015-16						141	136	96%	176
	All program completers, 2014-15						81	76	94%	175

Single Assessment Institution-Level Pass Rate Data: Traditional Teacher Preparation Program Within IHE


	HEOA - Title II 2016 - 2017 Academic Year
	Institution Name
	Institution Code
	State

KENTUCKY STATE UNIVERSITY
1368
Kentucky

February 5, 2018

Assessment Information ¹	Group	Number Taking Assessment	Number Passing Assessment	Institutional Pass Rate	Institutional Average Scaled Score	Assessment Cut Score ²	Statewide			
							Number Taking Assessment	Number Passing Assessment	Statewide Pass Rate	Statewide Average Scaled Score
MIDDLE SCHOOL SCIENCE (DISCONTINUED) (0439) Test Company: ETS Score Range: 100-200	All enrolled students who have completed all nonclinical courses, 2016-17									
	Other enrolled students, 2016-17						11	10	91%	154
	All program completers, 2016-17						1			
	All program completers, 2015-16						19	19	100%	163
	All program completers, 2014-15						83	82	99%	158
MIDDLE SCHOOL SCIENCE (5440) Test Company: ETS Score Range: 100-200	All enrolled students who have completed all nonclinical courses, 2016-17						16	11	69%	158
	Other enrolled students, 2016-17						17	14	82%	162
	All program completers, 2016-17						64	63	98%	163
	All program completers, 2015-16						66	60	91%	161
	All program completers, 2014-15						7			
MIDDLE SCHOOL SOCIAL STUDIES (5089) Test Company: ETS Score Range: 100-200	All enrolled students who have completed all nonclinical courses, 2016-17						26	22	85%	166
	Other enrolled students, 2016-17						33	30	91%	166
	All program completers, 2016-17						96	88	92%	166
	All program completers, 2015-16						114	107	94%	165
	All program completers, 2014-15						123	121	98%	167
MUSIC CONCEPTS AND PROCESSES (DISCONTINUED) (0111) Test Company: ETS Score Range: 100-200	All enrolled students who have completed all nonclinical courses, 2016-17									
	Other enrolled students, 2016-17									
	All program completers, 2016-17									
	All program completers, 2015-16						9			
	All program completers, 2014-15						3			

Single Assessment Institution-Level Pass Rate Data: Traditional Teacher Preparation Program Within IHE

	HEOA - Title II 2016 - 2017 Academic Year
	Institution Name
	Institution Code
	State

KENTUCKY STATE UNIVERSITY
1368
Kentucky

February 5, 2018

Assessment Information ¹	Group	Number Taking Assessment	Number Passing Assessment	Institutional Pass Rate	Institutional Average Scaled Score	Assessment Cut Score ²	Statewide			
							Number Taking Assessment	Number Passing Assessment	Statewide Pass Rate	Statewide Average Scaled Score
MUSIC CONTENT & INSTRUCTION (5114) Test Company: ETS Score Range: 100-200	All enrolled students who have completed all nonclinical courses, 2016-17						17	8	47%	162
	Other enrolled students, 2016-17						12	9	75%	166
	All program completers, 2016-17	1				162	93	75	81%	168
	All program completers, 2015-16						115	105	91%	169
	All program completers, 2014-15						109	97	89%	169
MUSIC CONTENT KNOWLEDGE (0113) Test Company: ETS Score Range: 100-200	All enrolled students who have completed all nonclinical courses, 2016-17									
	Other enrolled students, 2016-17									
	All program completers, 2016-17									
	All program completers, 2015-16						9			
	All program completers, 2014-15						3			
PHYSICAL ED CONTENT AND DESIGN (5095) Test Company: ETS Score Range: 100-200	All enrolled students who have completed all nonclinical courses, 2016-17	1				169	13	8	62%	170
	Other enrolled students, 2016-17						8			
	All program completers, 2016-17	1				169	41	35	85%	173
	All program completers, 2015-16						67	56	84%	174
	All program completers, 2014-15						53	48	91%	175
PHYSICS CONTENT KNOWLEDGE (5265) Test Company: ETS Score Range: 100-200	All enrolled students who have completed all nonclinical courses, 2016-17						3			
	Other enrolled students, 2016-17						5			
	All program completers, 2016-17						5			
	All program completers, 2015-16						1			
	All program completers, 2014-15						3			

Single Assessment Institution-Level Pass Rate Data: Traditional Teacher Preparation Program Within IHE



**HEOA - Title II
2016 - 2017 Academic Year**

Institution Name	KENTUCKY STATE UNIVERSITY
Institution Code	1368
State	Kentucky

February 5, 2018

Assessment Information ¹	Group	Number Taking Assessment	Number Passing Assessment	Institutional Pass Rate	Institutional Average Scaled Score	Assessment Cut Score ²	Statewide			
							Number Taking Assessment	Number Passing Assessment	Statewide Pass Rate	Statewide Average Scaled Score
PRINC LEARNING AND TEACHING 5-9 (DISCONTINUED) (0523) Test Company: ETS Score Range: 100-200	All enrolled students who have completed all nonclinical courses, 2016-17									
	Other enrolled students, 2016-17									
	All program completers, 2016-17									
	All program completers, 2015-16						3			
	All program completers, 2014-15						3			
PRINC LEARNING AND TEACHING 5-9 (5623) Test Company: ETS Score Range: 100-200	All enrolled students who have completed all nonclinical courses, 2016-17						60	58	97%	175
	Other enrolled students, 2016-17						53	48	91%	172
	All program completers, 2016-17						235	234	100%	176
	All program completers, 2015-16						291	288	99%	175
	All program completers, 2014-15	1				160	290	289	100%	175
PRINC LEARNING AND TEACHING 7-12 (DISCONTINUED) (0524) Test Company: ETS Score Range: 100-200	All enrolled students who have completed all nonclinical courses, 2016-17									
	Other enrolled students, 2016-17									
	All program completers, 2016-17									
	All program completers, 2015-16						6			
	All program completers, 2014-15						2			
PRINC LEARNING AND TEACHING 7-12 (5624) Test Company: ETS Score Range: 100-200	All enrolled students who have completed all nonclinical courses, 2016-17	4				160	70	62	89%	175
	Other enrolled students, 2016-17	3				160	64	62	97%	174
	All program completers, 2016-17	2				160	386	382	99%	177
	All program completers, 2015-16						490	482	98%	177
	All program completers, 2014-15	2				160	485	481	99%	176

Single Assessment Institution-Level Pass Rate Data: Traditional Teacher Preparation Program Within IHE




**HEOA - Title II
2016 - 2017 Academic Year**

Institution Name	KENTUCKY STATE UNIVERSITY
Institution Code	1368
State	Kentucky

February 5, 2018

Assessment Information ¹	Group	Number Taking Assessment	Number Passing Assessment	Institutional Pass Rate	Institutional Average Scaled Score	Assessment Cut Score ²	Statewide			
							Number Taking Assessment	Number Passing Assessment	Statewide Pass Rate	Statewide Average Scaled Score
PRINC LEARNING AND TEACHING K-6 (DISCONTINUED) (0522) Test Company: ETS Score Range: 100-200	All enrolled students who have completed all nonclinical courses, 2016-17									
	Other enrolled students, 2016-17									
	All program completers, 2016-17									
	All program completers, 2015-16						10	10	100%	171
	All program completers, 2014-15						2			
PRINC LEARNING AND TEACHING K-6 (5622) Test Company: ETS Score Range: 100-200	All enrolled students who have completed all nonclinical courses, 2016-17	2				160	184	176	96%	176
	Other enrolled students, 2016-17	3				160	128	121	95%	176
	All program completers, 2016-17	5				160	841	836	99%	177
	All program completers, 2015-16	8				160	1196	1190	99%	177
	All program completers, 2014-15	9				160	904	901	100%	177
SE CK AND MILD TO MODERATE APPL (5543) Test Company: ETS Score Range: 100-200	All enrolled students who have completed all nonclinical courses, 2016-17						35	35	100%	174
	Other enrolled students, 2016-17	1				158	43	42	98%	172
	All program completers, 2016-17	1				158	219	218	100%	174
	All program completers, 2015-16	1				158	261	261	100%	174
	All program completers, 2014-15	2				158	233	233	100%	175
SE CK AND SEVERE TO PROF APPL (5545) Test Company: ETS Score Range: 100-200	All enrolled students who have completed all nonclinical courses, 2016-17						11	10	91%	173
	Other enrolled students, 2016-17						1			
	All program completers, 2016-17						48	48	100%	175
	All program completers, 2015-16						55	55	100%	178
	All program completers, 2014-15						45	45	100%	178

Single Assessment Institution-Level Pass Rate Data: Traditional Teacher Preparation Program Within IHE

	HEOA - Title II 2016 - 2017 Academic Year
	Institution Name
	Institution Code
	State

KENTUCKY STATE UNIVERSITY
1368
Kentucky

February 5, 2018

Assessment Information ¹	Group	Number Taking Assessment	Number Passing Assessment	Institutional Pass Rate	Institutional Average Scaled Score	Assessment Cut Score ²	Statewide			
							Number Taking Assessment	Number Passing Assessment	Statewide Pass Rate	Statewide Average Scaled Score
SE CORE KNOWLEDGE & APPLICATIONS (5354) Test Company: ETS Score Range: 100-200	All enrolled students who have completed all nonclinical courses, 2016-17						1			
	Other enrolled students, 2016-17									
	All program completers, 2016-17						21	20	95%	176
	All program completers, 2015-16						27	27	100%	177
	All program completers, 2014-15						23	23	100%	177
SE TEACHING STU WVISUAL IMPAIRMENT (5282) Test Company: ETS Score Range: 100-200	All enrolled students who have completed all nonclinical courses, 2016-17									
	Other enrolled students, 2016-17									
	All program completers, 2016-17									
	All program completers, 2015-16									
	All program completers, 2014-15						1			
SOCIAL STUDIES CONTENT & INTERPRETATION (5086) Test Company: ETS Score Range: 100-200	All enrolled students who have completed all nonclinical courses, 2016-17	1				153	16	14	88%	165
	Other enrolled students, 2016-17						32	29	91%	165
	All program completers, 2016-17						108	102	94%	166
	All program completers, 2015-16						93	89	96%	164
	All program completers, 2014-15	1					106	103	97%	167
SOCIAL STUDIES CONTENT KNOWLEDGE (0081) Test Company: ETS Score Range: 100-200	All enrolled students who have completed all nonclinical courses, 2016-17									
	Other enrolled students, 2016-17									
	All program completers, 2016-17									
	All program completers, 2015-16						2			
	All program completers, 2014-15						6			

Single Assessment Institution-Level Pass Rate Data: Traditional Teacher Preparation Program Within IHE




**HEOA - Title II
2016 - 2017 Academic Year**

Institution Name	KENTUCKY STATE UNIVERSITY
Institution Code	1368
State	Kentucky

February 5, 2018

Assessment Information ¹	Group	Number Taking Assessment	Number Passing Assessment	Institutional Pass Rate	Institutional Average Scaled Score	Assessment Cut Score ²	Statewide			
							Number Taking Assessment	Number Passing Assessment	Statewide Pass Rate	Statewide Average Scaled Score
SOCIAL STUDIES INTERPRET MATERIAL (DISC) (0083) Test Company: ETS Score Range: 100-200	All enrolled students who have completed all nonclinical courses, 2016-17									
	Other enrolled students, 2016-17									
	All program completers, 2016-17									
	All program completers, 2015-16						2			
	All program completers, 2014-15									
SPANISH WORLD LANGUAGE (5195) Test Company: ETS Score Range: 100-200	All enrolled students who have completed all nonclinical courses, 2016-17						11	7	64%	170
	Other enrolled students, 2016-17						8			
	All program completers, 2016-17						14	7	50%	164
	All program completers, 2015-16						21	12	57%	167
	All program completers, 2014-15						14	9	64%	164
SPEECH LANGUAGE PATHOLOGY (DISC) (5330) Test Company: ETS Score Range: 250-990	All enrolled students who have completed all nonclinical courses, 2016-17									
	Other enrolled students, 2016-17									
	All program completers, 2016-17									
	All program completers, 2015-16						5			
	All program completers, 2014-15						10	10	100%	689
SPEECH LANGUAGE PATHOLOGY (5331) Test Company: ETS Score Range: 100-200	All enrolled students who have completed all nonclinical courses, 2016-17									
	Other enrolled students, 2016-17									
	All program completers, 2016-17						24	24	100%	174
	All program completers, 2015-16						27	27	100%	174
	All program completers, 2014-15									

Single Assessment Institution-Level Pass Rate Data: Traditional Teacher Preparation Program Within IHE

	HEOA - Title II 2016 - 2017 Academic Year
Institution Name	KENTUCKY STATE UNIVERSITY
Institution Code	1368
State	Kentucky

February 5, 2018

Assessment Information ¹	Group	Number Taking Assessment	Number Passing Assessment	Institutional Pass Rate	Institutional Average Scaled Score	Assessment Cut Score ²	Statewide			
							Number Taking Assessment	Number Passing Assessment	Statewide Pass Rate	Statewide Average Scaled Score
TECHNOLOGY EDUCATION (5051) Test Company: ETS Score Range: 100-200	All enrolled students who have completed all nonclinical courses, 2016-17									
	Other enrolled students, 2016-17									
	All program completers, 2016-17						1			
	All program completers, 2015-16						1			
	All program completers, 2014-15						2			
THEATRE (5641) Test Company: ETS Score Range: 100-200	All enrolled students who have completed all nonclinical courses, 2016-17									
	Other enrolled students, 2016-17						1			
	All program completers, 2016-17						1			
	All program completers, 2015-16						2			
	All program completers, 2014-15									

Note: In cases where there are less than ten students taking the assessment or license/certificate, the number passing and pass rate are not reported.

¹Tests with multiple delivery options (computer, paper, etc.) will be noted with the assessment code for one format only.

²Cut scores may vary for groups depending upon when the cut scores are established by the state and when each group completed their teacher certification or licensure assessment.