


Summary Institution-Level Pass Rate Data: Traditional Teacher Preparation Program Within IHE


		<p align="center">HEOA - Title II 2017 - 2018 Academic Year</p>				
Institution Name		KENTUCKY STATE UNIVERSITY				
Institution Code		1368				
State		Kentucky				
<i>February 1, 2019</i>						
				Statewide		
Group	Number Taking Assessment¹	Number Passing Assessment²	Institutional Pass Rate	Number Taking Assessment¹	Number Passing Assessment²	Statewide Pass Rate
All program completers, 2017-18	18	15	83%	1702	1576	93%
All program completers, 2016-17	8			1651	1587	96%
All program completers, 2015-16	11	11	100%	2280	2173	95%

Note: In cases where there are less than ten students taking the assessment or license/certificate, the number passing and pass rate are not reported.


¹ Number of completers taking one or more assessments within their area of specialization.

² Summary level "Number Taking Assessment" may differ from assessment level "Number Taking Assessment" because each student is counted once at the summary level but may be counted in multiple assessments at the assessment level.

Single Assessment Institution-Level Pass Rate Data: Traditional Teacher Preparation Program Within IHE

		HEOA - Title II 2017 - 2018 Academic Year								
Institution Name		KENTUCKY STATE UNIVERSITY								
Institution Code		1368								
State		Kentucky								
							February 1, 2019			
							Statewide			
<i>Assessment Information</i> ¹	<i>Group</i>	<i>Number Taking Assessment</i>	<i>Number Passing Assessment</i>	<i>Institutional Pass Rate</i>	<i>Institutional Average Scaled Score</i>	<i>Assessment Cut Score</i> ²	<i>Number Taking Assessment</i>	<i>Number Passing Assessment</i>	<i>Statewide Pass Rate</i>	<i>Statewide Average Scaled Score</i>
AGRICULTURE (DISCONTINUED) (0700) Test Company: ETS Score Range: 250-990	All enrolled students who have completed all nonclinical courses, 2017-18									
	Other enrolled students, 2017-18									
	All program completers, 2017-18									
	All program completers, 2016-17									
	All program completers, 2015-16						13	12	92%	559
AGRICULTURE (5701) Test Company: ETS Score Range: 100-200	All enrolled students who have completed all nonclinical courses, 2017-18						5			
	Other enrolled students, 2017-18						12	12	100%	166
	All program completers, 2017-18						27	27	100%	167
	All program completers, 2016-17						16	16	100%	166
	All program completers, 2015-16						16	15	94%	174
ART CONTENT AND ANALYSIS (5135) Test Company: ETS Score Range: 100-200	All enrolled students who have completed all nonclinical courses, 2017-18						11	8	73%	171
	Other enrolled students, 2017-18						5			
	All program completers, 2017-18						16	14	88%	168
	All program completers, 2016-17						24	21	88%	168
	All program completers, 2015-16						38	31	82%	170
ART CONTENT KNOWLEDGE (DISCONTINUED) (0133) Test Company: ETS Score Range: 100-200	All enrolled students who have completed all nonclinical courses, 2017-18									
	Other enrolled students, 2017-18									
	All program completers, 2017-18									
	All program completers, 2016-17									
	All program completers, 2015-16						1			

Single Assessment Institution-Level Pass Rate Data: Traditional Teacher Preparation Program Within IHE

	HEOA - Title II 2017 - 2018 Academic Year	
	Institution Name	KENTUCKY STATE UNIVERSITY
	Institution Code	1368
	State	Kentucky

February 1, 2019

Assessment Information ¹	Group	Number Taking Assessment	Number Passing Assessment	Institutional Pass Rate	Institutional Average Scaled Score	Assessment Cut Score ²	Statewide			
							Number Taking Assessment	Number Passing Assessment	Statewide Pass Rate	Statewide Average Scaled Score
ART MAKING (DISCONTINUED) (0131) Test Company: ETS Score Range: 100-200	All enrolled students who have completed all nonclinical courses, 2017-18									
	Other enrolled students, 2017-18									
	All program completers, 2017-18									
	All program completers, 2016-17									
	All program completers, 2015-16						1			
BIOLOGY CONTENT KNOWLEDGE (0235) Test Company: ETS Score Range: 100-200	All enrolled students who have completed all nonclinical courses, 2017-18						1			
	Other enrolled students, 2017-18	1				146	17	17	100%	163
	All program completers, 2017-18						16	16	100%	167
	All program completers, 2016-17						22	22	100%	166
	All program completers, 2015-16						32	32	100%	169
BUSINESS ED CONTENT KNOWLEDGE (5101) Test Company: ETS Score Range: 100-200	All enrolled students who have completed all nonclinical courses, 2017-18									
	Other enrolled students, 2017-18						9			
	All program completers, 2017-18						6			
	All program completers, 2016-17						9			
	All program completers, 2015-16						12	12	100%	172
CHEMISTRY CONTENT KNOWLEDGE (0245) Test Company: ETS Score Range: 100-200	All enrolled students who have completed all nonclinical courses, 2017-18						1			
	Other enrolled students, 2017-18						7			
	All program completers, 2017-18						7			
	All program completers, 2016-17						15	15	100%	166
	All program completers, 2015-16						10	10	100%	172

Single Assessment Institution-Level Pass Rate Data: Traditional Teacher Preparation Program Within IHE



**HEOA - Title II
2017 - 2018 Academic Year**

Institution Name	KENTUCKY STATE UNIVERSITY
Institution Code	1368
State	Kentucky

February 1, 2019

Assessment Information ¹	Group	Number Taking Assessment	Number Passing Assessment	Institutional Pass Rate	Institutional Average Scaled Score	Assessment Cut Score ²	Statewide			
							Number Taking Assessment	Number Passing Assessment	Statewide Pass Rate	Statewide Average Scaled Score
CHINESE (MANDARIN) WORLD LANGUAGE (5665) Test Company: ETS Score Range: 100-200	All enrolled students who have completed all nonclinical courses, 2017-18									
	Other enrolled students, 2017-18									
	All program completers, 2017-18									
	All program completers, 2016-17						1			
	All program completers, 2015-16						5			
EARTH AND SPACE SCIENCES - CK (5571) Test Company: ETS Score Range: 100-200	All enrolled students who have completed all nonclinical courses, 2017-18						1			
	Other enrolled students, 2017-18						2			
	All program completers, 2017-18						3			
	All program completers, 2016-17						1			
	All program completers, 2015-16						5			
ED OF DEAF AND HARD OF HEARING (5272) Test Company: ETS Score Range: 100-200	All enrolled students who have completed all nonclinical courses, 2017-18									
	Other enrolled students, 2017-18									
	All program completers, 2017-18						4			
	All program completers, 2016-17						10	10	100%	171
	All program completers, 2015-16						7			
ED OF EXCEPTIONAL STUDENTS CORE CK(DISCONTINUED) (0353) Test Company: ETS Score Range: 100-200	All enrolled students who have completed all nonclinical courses, 2017-18									
	Other enrolled students, 2017-18									
	All program completers, 2017-18									
	All program completers, 2016-17									
	All program completers, 2015-16		1				157	4		

Single Assessment Institution-Level Pass Rate Data: Traditional Teacher Preparation Program Within IHE




**HEOA - Title II
2017 - 2018 Academic Year**

Institution Name	KENTUCKY STATE UNIVERSITY
Institution Code	1368
State	Kentucky

February 1, 2019

Assessment Information ¹	Group	Number Taking Assessment	Number Passing Assessment	Institutional Pass Rate	Institutional Average Scaled Score	Assessment Cut Score ²	Statewide			
							Number Taking Assessment	Number Passing Assessment	Statewide Pass Rate	Statewide Average Scaled Score
ED OF EXCEPTIONAL STUDENTS MTMD (0542) Test Company: ETS Score Range: 100-200	All enrolled students who have completed all nonclinical courses, 2017-18									
	Other enrolled students, 2017-18									
	All program completers, 2017-18									
	All program completers, 2016-17									
	All program completers, 2015-16	1				172	1			
ELEM ED MULTI SUBJ MATHEMATICS (DISC) (5033) Test Company: ETS Score Range: 100-200	All enrolled students who have completed all nonclinical courses, 2017-18						9			
	Other enrolled students, 2017-18						2			
	All program completers, 2017-18						5			
	All program completers, 2016-17						25	22	88%	172
	All program completers, 2015-16	4				164	347	333	96%	174
ELEM ED MULTI SUBJ MATHEMATICS (5003) Test Company: ETS Score Range: 100-200	All enrolled students who have completed all nonclinical courses, 2017-18						162	148	91%	176
	Other enrolled students, 2017-18						270	251	93%	177
	All program completers, 2017-18	9				157	815	804	99%	178
	All program completers, 2016-17	4				157	747	743	99%	178
	All program completers, 2015-16	4				157	715	703	98%	176
ELEM ED MULTI SUBJ READING LANG ARTS (DISC) (5032) Test Company: ETS Score Range: 100-200	All enrolled students who have completed all nonclinical courses, 2017-18						6			
	Other enrolled students, 2017-18						2			
	All program completers, 2017-18						5			
	All program completers, 2016-17						25	24	96%	178
	All program completers, 2015-16	4					165	345	341	99%

Single Assessment Institution-Level Pass Rate Data: Traditional Teacher Preparation Program Within IHE


	HEOA - Title II 2017 - 2018 Academic Year
	Institution Name
	Institution Code
	State

KENTUCKY STATE UNIVERSITY
1368
Kentucky


February 1, 2019

Assessment Information ¹	Group	Number Taking Assessment	Number Passing Assessment	Institutional Pass Rate	Institutional Average Scaled Score	Assessment Cut Score ²	Statewide			
							Number Taking Assessment	Number Passing Assessment	Statewide Pass Rate	Statewide Average Scaled Score
ELEM ED MULTI SUBJ READING LANG ARTS (5002) Test Company: ETS Score Range: 100-200	All enrolled students who have completed all nonclinical courses, 2017-18						168	140	83%	167
	Other enrolled students, 2017-18						291	247	85%	169
	All program completers, 2017-18	8				157	812	790	97%	171
	All program completers, 2016-17	4				157	741	734	99%	172
	All program completers, 2015-16	2				157	641	630	98%	171
ELEM ED MULTI SUBJ SCIENCES (DISC) (5035) Test Company: ETS Score Range: 100-200	All enrolled students who have completed all nonclinical courses, 2017-18						6			
	Other enrolled students, 2017-18						3			
	All program completers, 2017-18						4			
	All program completers, 2016-17						25	23	92%	171
	All program completers, 2015-16	4				159	346	340	98%	172
ELEM ED MULTI SUBJ SCIENCES (5005) Test Company: ETS Score Range: 100-200	All enrolled students who have completed all nonclinical courses, 2017-18						158	129	82%	166
	Other enrolled students, 2017-18						258	209	81%	168
	All program completers, 2017-18	9				159	817	764	94%	170
	All program completers, 2016-17	4				159	749	734	98%	171
	All program completers, 2015-16	2				159	692	666	96%	169
ELEM ED MULTI SUBJ SOCIAL STUDIES (DISC) (5034) Test Company: ETS Score Range: 100-200	All enrolled students who have completed all nonclinical courses, 2017-18						5			
	Other enrolled students, 2017-18						3			
	All program completers, 2017-18						4			
	All program completers, 2016-17						24	23	96%	168
	All program completers, 2015-16	4				155	346	336	97%	168


Single Assessment Institution-Level Pass Rate Data: Traditional Teacher Preparation Program Within IHE

		HEOA - Title II 2017 - 2018 Academic Year								
Institution Name	KENTUCKY STATE UNIVERSITY									
Institution Code	1368									
State	Kentucky									
							February 1, 2019			
Assessment Information ¹	Group	Number Taking Assessment	Number Passing Assessment	Institutional Pass Rate	Institutional Average Scaled Score	Assessment Cut Score ²	Statewide			
							Number Taking Assessment	Number Passing Assessment	Statewide Pass Rate	Statewide Average Scaled Score
ELEM ED MULTI SUBJ SOCIAL STUDIES (5004) Test Company: ETS Score Range: 100-200	All enrolled students who have completed all nonclinical courses, 2017-18						165	124	75%	161
	Other enrolled students, 2017-18						278	208	75%	163
	All program completers, 2017-18	9				155	814	753	93%	165
	All program completers, 2016-17	4				155	747	720	96%	166
	All program completers, 2015-16	2				155	688	661	96%	166
ENG LANG LIT COMP CONTENT & ANALYSIS (DISC) (5044) Test Company: ETS Score Range: 100-200	All enrolled students who have completed all nonclinical courses, 2017-18						1			
	Other enrolled students, 2017-18						1			
	All program completers, 2017-18									
	All program completers, 2016-17									
	All program completers, 2015-16						16	15	94%	182
ENG LANG LIT COMP CONTENT KNOWLEDGE (DISC) (0041) Test Company: ETS Score Range: 100-200	All enrolled students who have completed all nonclinical courses, 2017-18									
	Other enrolled students, 2017-18									
	All program completers, 2017-18									
	All program completers, 2016-17									
	All program completers, 2015-16						1			
ENG LANG LIT COMP ESSAYS (DISCONTINUED) (0042) Test Company: ETS Score Range: 100-200	All enrolled students who have completed all nonclinical courses, 2017-18									
	Other enrolled students, 2017-18									
	All program completers, 2017-18									
	All program completers, 2016-17									
	All program completers, 2015-16						1			


Single Assessment Institution-Level Pass Rate Data: Traditional Teacher Preparation Program Within IHE

		HEOA - Title II 2017 - 2018 Academic Year								
Institution Name	KENTUCKY STATE UNIVERSITY									
Institution Code	1368									
State	Kentucky									
							February 1, 2019			
Assessment Information ¹	Group	Number Taking Assessment	Number Passing Assessment	Institutional Pass Rate	Institutional Average Scaled Score	Assessment Cut Score ²	Statewide			
							Number Taking Assessment	Number Passing Assessment	Statewide Pass Rate	Statewide Average Scaled Score
ENGLISH LANGUAGE ARTS: CONTENT AND ANALYSIS (5039) Test Company: ETS Score Range: 100-200	All enrolled students who have completed all nonclinical courses, 2017-18						14	12	86%	175
	Other enrolled students, 2017-18						34	30	88%	177
	All program completers, 2017-18						94	90	96%	177
	All program completers, 2016-17						79	78	99%	178
	All program completers, 2015-16						108	105	97%	178
ENGLISH TO SPEAKERS OF OTHER LANGUAGES (DISC) (5361) Test Company: ETS Score Range: 100-200	All enrolled students who have completed all nonclinical courses, 2017-18									
	Other enrolled students, 2017-18									
	All program completers, 2017-18						1			
	All program completers, 2016-17						1			
	All program completers, 2015-16						2			
ENGLISH TO SPEAKERS OF OTHER LANGUAGES (5362) Test Company: ETS Score Range: 100-200	All enrolled students who have completed all nonclinical courses, 2017-18						1			
	Other enrolled students, 2017-18						1			
	All program completers, 2017-18						2			
	All program completers, 2016-17									
	All program completers, 2015-16									
FAMILY AND CONSUMER SCIENCES (DISCONTINUED 2) (5121) Test Company: ETS Score Range: 100-200	All enrolled students who have completed all nonclinical courses, 2017-18									
	Other enrolled students, 2017-18									
	All program completers, 2017-18									
	All program completers, 2016-17									
	All program completers, 2015-16						2			

Single Assessment Institution-Level Pass Rate Data: Traditional Teacher Preparation Program Within IHE

		HEOA - Title II 2017 - 2018 Academic Year								
Institution Name	KENTUCKY STATE UNIVERSITY									
Institution Code	1368									
State	Kentucky									
							February 1, 2019			
Assessment Information ¹	Group	Number Taking Assessment	Number Passing Assessment	Institutional Pass Rate	Institutional Average Scaled Score	Assessment Cut Score ²	Statewide			
							Number Taking Assessment	Number Passing Assessment	Statewide Pass Rate	Statewide Average Scaled Score
FAMILY AND CONSUMER SCIENCES (5122) Test Company: ETS Score Range: 100-200	All enrolled students who have completed all nonclinical courses, 2017-18						2			
	Other enrolled students, 2017-18						1			
	All program completers, 2017-18						7			
	All program completers, 2016-17						7			
	All program completers, 2015-16						3			
FRENCH WORLD LANGUAGE (5174) Test Company: ETS Score Range: 100-200	All enrolled students who have completed all nonclinical courses, 2017-18									
	Other enrolled students, 2017-18									
	All program completers, 2017-18						1			
	All program completers, 2016-17						3			
	All program completers, 2015-16						4			
GERMAN WORLD LANGUAGE (5183) Test Company: ETS Score Range: 100-200	All enrolled students who have completed all nonclinical courses, 2017-18									
	Other enrolled students, 2017-18						1			
	All program completers, 2017-18									
	All program completers, 2016-17						1			
	All program completers, 2015-16						3			
HEALTH AND PE (DISC) (5856) Test Company: ETS Score Range: 100-200	All enrolled students who have completed all nonclinical courses, 2017-18									
	Other enrolled students, 2017-18						1			
	All program completers, 2017-18									
	All program completers, 2016-17						1			
	All program completers, 2015-16						12	11	92%	166

Single Assessment Institution-Level Pass Rate Data: Traditional Teacher Preparation Program Within IHE


	HEOA - Title II 2017 - 2018 Academic Year
	Institution Name
	Institution Code
	State

KENTUCKY STATE UNIVERSITY
1368
Kentucky

February 1, 2019

Assessment Information ¹	Group	Number Taking Assessment	Number Passing Assessment	Institutional Pass Rate	Institutional Average Scaled Score	Assessment Cut Score ²	Statewide			
							Number Taking Assessment	Number Passing Assessment	Statewide Pass Rate	Statewide Average Scaled Score
HEALTH AND PE (5857) Test Company: ETS Score Range: 100-200	All enrolled students who have completed all nonclinical courses, 2017-18						6			
	Other enrolled students, 2017-18						1			
	All program completers, 2017-18						36	33	92%	169
	All program completers, 2016-17						26	25	96%	171
	All program completers, 2015-16						33	31	94%	171
HEALTH EDUCATION (5551) Test Company: ETS Score Range: 100-200	All enrolled students who have completed all nonclinical courses, 2017-18									
	Other enrolled students, 2017-18									
	All program completers, 2017-18						1			
	All program completers, 2016-17						2			
	All program completers, 2015-16						4			
INTERDIS EARLY CHILD EDUCATION (5023) Test Company: ETS Score Range: 100-200	All enrolled students who have completed all nonclinical courses, 2017-18						8			
	Other enrolled students, 2017-18						9			
	All program completers, 2017-18	1				166	68	67	99%	179
	All program completers, 2016-17						72	72	100%	179
	All program completers, 2015-16	1				166	97	95	98%	178
LATIN (DISCONTINUED) (0600) Test Company: ETS Score Range: 250-990	All enrolled students who have completed all nonclinical courses, 2017-18									
	Other enrolled students, 2017-18									
	All program completers, 2017-18									
	All program completers, 2016-17									
	All program completers, 2015-16						1			

Single Assessment Institution-Level Pass Rate Data: Traditional Teacher Preparation Program Within IHE

	HEOA - Title II 2017 - 2018 Academic Year	
	Institution Name	KENTUCKY STATE UNIVERSITY
	Institution Code	1368
	State	Kentucky

February 1, 2019

Assessment Information ¹	Group	Number Taking Assessment	Number Passing Assessment	Institutional Pass Rate	Institutional Average Scaled Score	Assessment Cut Score ²	Statewide			
							Number Taking Assessment	Number Passing Assessment	Statewide Pass Rate	Statewide Average Scaled Score
LATIN (5601) Test Company: ETS Score Range: 100-200	All enrolled students who have completed all nonclinical courses, 2017-18									
	Other enrolled students, 2017-18									
	All program completers, 2017-18						1			
	All program completers, 2016-17						1			
	All program completers, 2015-16						2			
LIBRARY MEDIA SPECIALIST (5311) Test Company: ETS Score Range: 100-200	All enrolled students who have completed all nonclinical courses, 2017-18									
	Other enrolled students, 2017-18									
	All program completers, 2017-18									
	All program completers, 2016-17									
	All program completers, 2015-16						3			
MATH PROOFS MODELS PROBLEMS PART 1 (DISC) (0063) Test Company: ETS Score Range: 100-200	All enrolled students who have completed all nonclinical courses, 2017-18									
	Other enrolled students, 2017-18									
	All program completers, 2017-18									
	All program completers, 2016-17						1			
	All program completers, 2015-16						11	11	100%	164
MATHEMATICS CONTENT KNOWLEDGE (DISC) (0061) Test Company: ETS Score Range: 100-200	All enrolled students who have completed all nonclinical courses, 2017-18									
	Other enrolled students, 2017-18									
	All program completers, 2017-18									
	All program completers, 2016-17						3			
	All program completers, 2015-16						11	11	100%	147

Single Assessment Institution-Level Pass Rate Data: Traditional Teacher Preparation Program Within IHE



**HEOA - Title II
2017 - 2018 Academic Year**

Institution Name	KENTUCKY STATE UNIVERSITY
Institution Code	1368
State	Kentucky

February 1, 2019

Assessment Information ¹	Group	Number Taking Assessment	Number Passing Assessment	Institutional Pass Rate	Institutional Average Scaled Score	Assessment Cut Score ²	Statewide			
							Number Taking Assessment	Number Passing Assessment	Statewide Pass Rate	Statewide Average Scaled Score
MATHEMATICS CONTENT KNOWLEDGE (5161) Test Company: ETS Score Range: 100-200	All enrolled students who have completed all nonclinical courses, 2017-18	1				160	8			
	Other enrolled students, 2017-18	2				160	25	12	48%	157
	All program completers, 2017-18	3				160	54	41	76%	162
	All program completers, 2016-17	1				160	58	43	74%	163
	All program completers, 2015-16						63	50	79%	165
MIDDLE SCHOOL ENG LANG ARTS (DISCONTINUED) (5049) Test Company: ETS Score Range: 100-200	All enrolled students who have completed all nonclinical courses, 2017-18									
	Other enrolled students, 2017-18									
	All program completers, 2017-18									
	All program completers, 2016-17									
	All program completers, 2015-16						7			
MIDDLE SCHOOL ENG LANG ARTS (5047) Test Company: ETS Score Range: 100-200	All enrolled students who have completed all nonclinical courses, 2017-18						20	10	50%	164
	Other enrolled students, 2017-18						28	18	64%	167
	All program completers, 2017-18						69	60	87%	168
	All program completers, 2016-17						64	56	88%	170
	All program completers, 2015-16						79	68	86%	169
MIDDLE SCHOOL MATHEMATICS (DISCONTINUED) (0069) Test Company: ETS Score Range: 100-200	All enrolled students who have completed all nonclinical courses, 2017-18						1			
	Other enrolled students, 2017-18						1			
	All program completers, 2017-18									
	All program completers, 2016-17						4			
	All program completers, 2015-16						12	12	100%	169

Single Assessment Institution-Level Pass Rate Data: Traditional Teacher Preparation Program Within IHE




**HEOA - Title II
2017 - 2018 Academic Year**

Institution Name	KENTUCKY STATE UNIVERSITY
Institution Code	1368
State	Kentucky


February 1, 2019

Assessment Information ¹	Group	Number Taking Assessment	Number Passing Assessment	Institutional Pass Rate	Institutional Average Scaled Score	Assessment Cut Score ²	Statewide			
							Number Taking Assessment	Number Passing Assessment	Statewide Pass Rate	Statewide Average Scaled Score
MIDDLE SCHOOL MATHEMATICS (5169) Test Company: ETS Score Range: 100-200	All enrolled students who have completed all nonclinical courses, 2017-18						27	23	85%	176
	Other enrolled students, 2017-18						30	23	77%	173
	All program completers, 2017-18						109	104	95%	175
	All program completers, 2016-17						109	104	95%	177
	All program completers, 2015-16						142	138	97%	176
MIDDLE SCHOOL SCIENCE (DISCONTINUED) (0439) Test Company: ETS Score Range: 100-200	All enrolled students who have completed all nonclinical courses, 2017-18									
	Other enrolled students, 2017-18						6			
	All program completers, 2017-18						1			
	All program completers, 2016-17						1			
	All program completers, 2015-16						19	19	100%	163
MIDDLE SCHOOL SCIENCE (5440) Test Company: ETS Score Range: 100-200	All enrolled students who have completed all nonclinical courses, 2017-18						10	4	40%	142
	Other enrolled students, 2017-18						14	13	93%	173
	All program completers, 2017-18						72	62	86%	158
	All program completers, 2016-17						65	63	97%	162
	All program completers, 2015-16						66	60	91%	161
MIDDLE SCHOOL SOCIAL STUDIES (5089) Test Company: ETS Score Range: 100-200	All enrolled students who have completed all nonclinical courses, 2017-18						22	21	95%	167
	Other enrolled students, 2017-18						29	29	100%	173
	All program completers, 2017-18						111	104	94%	166
	All program completers, 2016-17						98	94	96%	167
	All program completers, 2015-16						117	110	94%	166

Single Assessment Institution-Level Pass Rate Data: Traditional Teacher Preparation Program Within IHE

		HEOA - Title II 2017 - 2018 Academic Year								
Institution Name	KENTUCKY STATE UNIVERSITY									
Institution Code	1368									
State	Kentucky									
							February 1, 2019			
Assessment Information ¹	Group	Number Taking Assessment	Number Passing Assessment	Institutional Pass Rate	Institutional Average Scaled Score	Assessment Cut Score ²	Statewide			
							Number Taking Assessment	Number Passing Assessment	Statewide Pass Rate	Statewide Average Scaled Score
MUSIC CONCEPTS AND PROCESSES (DISCONTINUED) (0111) Test Company: ETS Score Range: 100-200	All enrolled students who have completed all nonclinical courses, 2017-18									
	Other enrolled students, 2017-18									
	All program completers, 2017-18									
	All program completers, 2016-17									
	All program completers, 2015-16						9			
MUSIC CONTENT & INSTRUCTION (5114) Test Company: ETS Score Range: 100-200	All enrolled students who have completed all nonclinical courses, 2017-18	1				162	13	10	77%	167
	Other enrolled students, 2017-18	1				162	18	14	78%	167
	All program completers, 2017-18						102	86	84%	169
	All program completers, 2016-17	1				162	93	82	88%	169
	All program completers, 2015-16						122	113	93%	169
MUSIC CONTENT KNOWLEDGE (0113) Test Company: ETS Score Range: 100-200	All enrolled students who have completed all nonclinical courses, 2017-18									
	Other enrolled students, 2017-18									
	All program completers, 2017-18									
	All program completers, 2016-17									
	All program completers, 2015-16						9			
PHYSICAL ED CONTENT AND DESIGN (5095) Test Company: ETS Score Range: 100-200	All enrolled students who have completed all nonclinical courses, 2017-18						10	7	70%	171
	Other enrolled students, 2017-18						4			
	All program completers, 2017-18	2				169	43	37	86%	172
	All program completers, 2016-17	1				169	42	37	88%	173
	All program completers, 2015-16						68	61	90%	174

Single Assessment Institution-Level Pass Rate Data: Traditional Teacher Preparation Program Within IHE

		<p align="center">HEOA - Title II 2017 - 2018 Academic Year</p>								
Institution Name		KENTUCKY STATE UNIVERSITY								
Institution Code		1368								
State		Kentucky								
							February 1, 2019			
Assessment Information ¹	Group	Number Taking Assessment	Number Passing Assessment	Institutional Pass Rate	Institutional Average Scaled Score	Assessment Cut Score ²	Statewide			
							Number Taking Assessment	Number Passing Assessment	Statewide Pass Rate	Statewide Average Scaled Score
PHYSICS CONTENT KNOWLEDGE (5265) Test Company: ETS Score Range: 100-200	All enrolled students who have completed all nonclinical courses, 2017-18						1			
	Other enrolled students, 2017-18						1			
	All program completers, 2017-18						9			
	All program completers, 2016-17						5			
	All program completers, 2015-16						1			
PRINC LEARNING AND TEACHING 5-9 (DISCONTINUED) (0523) Test Company: ETS Score Range: 100-200	All enrolled students who have completed all nonclinical courses, 2017-18									
	Other enrolled students, 2017-18									
	All program completers, 2017-18									
	All program completers, 2016-17									
	All program completers, 2015-16						3			
PRINC LEARNING AND TEACHING 5-9 (5623) Test Company: ETS Score Range: 100-200	All enrolled students who have completed all nonclinical courses, 2017-18						52	48	92%	172
	Other enrolled students, 2017-18	1				160	51	46	90%	174
	All program completers, 2017-18						253	250	99%	175
	All program completers, 2016-17						242	241	100%	176
	All program completers, 2015-16						297	294	99%	175
PRINC LEARNING AND TEACHING 7-12 (DISCONTINUED) (0524) Test Company: ETS Score Range: 100-200	All enrolled students who have completed all nonclinical courses, 2017-18									
	Other enrolled students, 2017-18									
	All program completers, 2017-18									
	All program completers, 2016-17									
	All program completers, 2015-16						6			

Single Assessment Institution-Level Pass Rate Data: Traditional Teacher Preparation Program Within IHE




**HEOA - Title II
2017 - 2018 Academic Year**

Institution Name	KENTUCKY STATE UNIVERSITY
Institution Code	1368
State	Kentucky

February 1, 2019

Assessment Information ¹	Group	Number Taking Assessment	Number Passing Assessment	Institutional Pass Rate	Institutional Average Scaled Score	Assessment Cut Score ²	Statewide			
							Number Taking Assessment	Number Passing Assessment	Statewide Pass Rate	Statewide Average Scaled Score
PRINC LEARNING AND TEACHING 7-12 (5624) Test Company: ETS Score Range: 100-200	All enrolled students who have completed all nonclinical courses, 2017-18	3				160	70	66	94%	175
	Other enrolled students, 2017-18	2				160	72	68	94%	176
	All program completers, 2017-18	7				160	378	371	98%	177
	All program completers, 2016-17	2				160	395	394	100%	177
	All program completers, 2015-16						507	499	98%	177
PRINC LEARNING AND TEACHING K-6 (DISCONTINUED) (0522) Test Company: ETS Score Range: 100-200	All enrolled students who have completed all nonclinical courses, 2017-18									
	Other enrolled students, 2017-18									
	All program completers, 2017-18									
	All program completers, 2016-17									
	All program completers, 2015-16						10	10	100%	171
PRINC LEARNING AND TEACHING K-6 (5622) Test Company: ETS Score Range: 100-200	All enrolled students who have completed all nonclinical courses, 2017-18						131	128	98%	176
	Other enrolled students, 2017-18						158	147	93%	176
	All program completers, 2017-18	9				160	900	898	100%	177
	All program completers, 2016-17	5				160	852	848	100%	177
	All program completers, 2015-16	8				160	1221	1214	99%	177
SE CK AND MILD TO MODERATE APPL (5543) Test Company: ETS Score Range: 100-200	All enrolled students who have completed all nonclinical courses, 2017-18						20	20	100%	174
	Other enrolled students, 2017-18	1				158	44	41	93%	172
	All program completers, 2017-18	1				158	182	182	100%	174
	All program completers, 2016-17	1				158	220	220	100%	174
	All program completers, 2015-16	1				158	271	271	100%	174

Single Assessment Institution-Level Pass Rate Data: Traditional Teacher Preparation Program Within IHE

	HEOA - Title II 2017 - 2018 Academic Year
	Institution Name
	Institution Code
	State

KENTUCKY STATE UNIVERSITY
1368
Kentucky

February 1, 2019

Assessment Information ¹	Group	Number Taking Assessment	Number Passing Assessment	Institutional Pass Rate	Institutional Average Scaled Score	Assessment Cut Score ²	Statewide			
							Number Taking Assessment	Number Passing Assessment	Statewide Pass Rate	Statewide Average Scaled Score
SE CK AND SEVERE TO PROF APPL (5545) Test Company: ETS Score Range: 100-200	All enrolled students who have completed all nonclinical courses, 2017-18						13	13	100%	177
	Other enrolled students, 2017-18						2			
	All program completers, 2017-18						47	46	98%	177
	All program completers, 2016-17						48	48	100%	175
	All program completers, 2015-16						55	55	100%	178
SE CORE KNOWLEDGE & APPLICATIONS (5354) Test Company: ETS Score Range: 100-200	All enrolled students who have completed all nonclinical courses, 2017-18									
	Other enrolled students, 2017-18						1			
	All program completers, 2017-18						35	35	100%	179
	All program completers, 2016-17						22	21	95%	176
	All program completers, 2015-16						27	27	100%	177
SE TEACHING STU WVISUAL IMPAIRMENT (5282) Test Company: ETS Score Range: 100-200	All enrolled students who have completed all nonclinical courses, 2017-18									
	Other enrolled students, 2017-18									
	All program completers, 2017-18						1			
	All program completers, 2016-17									
	All program completers, 2015-16									
SOCIAL STUDIES CONTENT & INTERPRETATION (5086) Test Company: ETS Score Range: 100-200	All enrolled students who have completed all nonclinical courses, 2017-18	1				153	20	12	60%	158
	Other enrolled students, 2017-18						30	28	93%	166
	All program completers, 2017-18	1				153	84	84	100%	168
	All program completers, 2016-17						109	104	95%	166
	All program completers, 2015-16						104	99	95%	164

Single Assessment Institution-Level Pass Rate Data: Traditional Teacher Preparation Program Within IHE




**HEOA - Title II
2017 - 2018 Academic Year**

Institution Name	KENTUCKY STATE UNIVERSITY
Institution Code	1368
State	Kentucky

February 1, 2019

Assessment Information ¹	Group	Number Taking Assessment	Number Passing Assessment	Institutional Pass Rate	Institutional Average Scaled Score	Assessment Cut Score ²	Statewide			
							Number Taking Assessment	Number Passing Assessment	Statewide Pass Rate	Statewide Average Scaled Score
SOCIAL STUDIES CONTENT KNOWLEDGE (0081) Test Company: ETS Score Range: 100-200	All enrolled students who have completed all nonclinical courses, 2017-18									
	Other enrolled students, 2017-18									
	All program completers, 2017-18									
	All program completers, 2016-17									
	All program completers, 2015-16						2			
SOCIAL STUDIES INTERPRET MATERIAL (DISC) (0083) Test Company: ETS Score Range: 100-200	All enrolled students who have completed all nonclinical courses, 2017-18									
	Other enrolled students, 2017-18									
	All program completers, 2017-18									
	All program completers, 2016-17									
	All program completers, 2015-16						2			
SPANISH WORLD LANGUAGE (5195) Test Company: ETS Score Range: 100-200	All enrolled students who have completed all nonclinical courses, 2017-18						5			
	Other enrolled students, 2017-18						6			
	All program completers, 2017-18						24	20	83%	175
	All program completers, 2016-17						14	8	57%	165
	All program completers, 2015-16						23	15	65%	168
SPEECH LANGUAGE PATHOLOGY (DISC) (5330) Test Company: ETS Score Range: 250-990	All enrolled students who have completed all nonclinical courses, 2017-18									
	Other enrolled students, 2017-18									
	All program completers, 2017-18									
	All program completers, 2016-17									
	All program completers, 2015-16						5			

Single Assessment Institution-Level Pass Rate Data: Traditional Teacher Preparation Program Within IHE

	HEOA - Title II 2017 - 2018 Academic Year
	Institution Name
	Institution Code
	State

KENTUCKY STATE UNIVERSITY

1368

Kentucky

February 1, 2019

Assessment Information ¹	Group	Number Taking Assessment	Number Passing Assessment	Institutional Pass Rate	Institutional Average Scaled Score	Assessment Cut Score ²	Statewide			
							Number Taking Assessment	Number Passing Assessment	Statewide Pass Rate	Statewide Average Scaled Score
SPEECH LANGUAGE PATHOLOGY (5331) Test Company: ETS Score Range: 100-200	All enrolled students who have completed all nonclinical courses, 2017-18									
	Other enrolled students, 2017-18									
	All program completers, 2017-18						30	30	100%	177
	All program completers, 2016-17						24	24	100%	174
	All program completers, 2015-16						27	27	100%	174
TECHNOLOGY EDUCATION (5051) Test Company: ETS Score Range: 100-200	All enrolled students who have completed all nonclinical courses, 2017-18									
	Other enrolled students, 2017-18									
	All program completers, 2017-18									
	All program completers, 2016-17						1			
	All program completers, 2015-16						1			
THEATRE (5641) Test Company: ETS Score Range: 100-200	All enrolled students who have completed all nonclinical courses, 2017-18									
	Other enrolled students, 2017-18						1			
	All program completers, 2017-18						2			
	All program completers, 2016-17						1			
	All program completers, 2015-16						2			

Note: In cases where there are less than ten students taking the assessment or license/certificate, the number passing and pass rate are not reported.

¹Tests with multiple delivery options (computer, paper, etc.) will be noted with the assessment code for one format only.

²Cut scores may vary for groups depending upon when the cut scores are established by the state and when each group completed their teacher certification or licensure assessment.