


Summary Institution-Level Pass Rate Data: Traditional Teacher Preparation Program Within IHE

		HEOA - Title II 2018 - 2019 Academic Year				
Institution Name		KENTUCKY STATE UNIVERSITY				
Institution Code		1368				
State		Kentucky				
<i>February 3, 2020</i>						
				Statewide		
Group	Number Taking Assessment¹	Number Passing Assessment²	Institutional Pass Rate	Number Taking Assessment¹	Number Passing Assessment²	Statewide Pass Rate
All program completers, 2018-19	7			1525	1429	94%
All program completers, 2017-18	18	15	83%	1711	1635	96%
All program completers, 2016-17	8			1655	1601	97%
All program completers, combined 2016/17-2018/19 ³	33	26	79%			

Note: In cases where there are less than ten students taking the assessment or license/certificate, the number passing and pass rate are not reported.

¹ Number of completers taking one or more assessments within their area of specialization.

² Summary level "Number Taking Assessment" may differ from assessment level "Number Taking Assessment" because each student is counted once at the summary level but may be counted in multiple assessments at the assessment level.

³ When two or more completer groups have fewer than ten completers, data is combined across the three completer years into an additional completer group for the Summary pass rates.

Single Assessment Institution-Level Pass Rate Data: Traditional Teacher Preparation Program Within IHE




**HEOA - Title II
2018 - 2019 Academic Year**

Institution Name	KENTUCKY STATE UNIVERSITY
Institution Code	1368
State	Kentucky

February 3, 2020

Assessment Information ¹	Group	Number Taking Assessment	Number Passing Assessment	Institutional Pass Rate	Institutional Average Scaled Score	Assessment Cut Score ²	Statewide			
							Number Taking Assessment	Number Passing Assessment	Statewide Pass Rate	Statewide Average Scaled Score
AGRICULTURE (5701) Test Company: ETS Score Range: 100-200	All enrolled students who have completed all nonclinical courses, 2018-19						7			
	Other enrolled students, 2018-19						4			
	All program completers, 2018-19						34	34	100%	167
	All program completers, 2017-18						27	27	100%	167
	All program completers, 2016-17						16	16	100%	166
ART CONTENT AND ANALYSIS (5135) Test Company: ETS Score Range: 100-200	All enrolled students who have completed all nonclinical courses, 2018-19						3			
	Other enrolled students, 2018-19						6			
	All program completers, 2018-19						29	24	83%	170
	All program completers, 2017-18						18	18	100%	170
	All program completers, 2016-17						25	23	92%	169
BIOLOGY CONTENT KNOWLEDGE (0235) Test Company: ETS Score Range: 100-200	All enrolled students who have completed all nonclinical courses, 2018-19	1				146	5			
	Other enrolled students, 2018-19						12	12	100%	164
	All program completers, 2018-19						21	21	100%	168
	All program completers, 2017-18						16	16	100%	167
	All program completers, 2016-17						22	22	100%	166
BUSINESS ED CONTENT KNOWLEDGE (5101) Test Company: ETS Score Range: 100-200	All enrolled students who have completed all nonclinical courses, 2018-19						1			
	Other enrolled students, 2018-19						7			
	All program completers, 2018-19						6			
	All program completers, 2017-18						6			
	All program completers, 2016-17						9			

Single Assessment Institution-Level Pass Rate Data: Traditional Teacher Preparation Program Within IHE


	HEOA - Title II 2018 - 2019 Academic Year
	Institution Name
	Institution Code
	State

KENTUCKY STATE UNIVERSITY
1368
Kentucky

February 3, 2020

Assessment Information ¹	Group	Number Taking Assessment	Number Passing Assessment	Institutional Pass Rate	Institutional Average Scaled Score	Assessment Cut Score ²	Statewide			
							Number Taking Assessment	Number Passing Assessment	Statewide Pass Rate	Statewide Average Scaled Score
CHEMISTRY CONTENT KNOWLEDGE (0245) Test Company: ETS Score Range: 100-200	All enrolled students who have completed all nonclinical courses, 2018-19						1			
	Other enrolled students, 2018-19						5			
	All program completers, 2018-19						4			
	All program completers, 2017-18						7			
	All program completers, 2016-17						15	15	100%	166
CHINESE (MANDARIN) WORLD LANGUAGE (5665) Test Company: ETS Score Range: 100-200	All enrolled students who have completed all nonclinical courses, 2018-19									
	Other enrolled students, 2018-19									
	All program completers, 2018-19									
	All program completers, 2017-18									
	All program completers, 2016-17						1			
EARTH AND SPACE SCIENCES - CK (5571) Test Company: ETS Score Range: 100-200	All enrolled students who have completed all nonclinical courses, 2018-19									
	Other enrolled students, 2018-19						2			
	All program completers, 2018-19						1			
	All program completers, 2017-18						3			
	All program completers, 2016-17						1			
ED OF DEAF AND HARD OF HEARING (5272) Test Company: ETS Score Range: 100-200	All enrolled students who have completed all nonclinical courses, 2018-19						2			
	Other enrolled students, 2018-19									
	All program completers, 2018-19						3			
	All program completers, 2017-18						4			
	All program completers, 2016-17						10	10	100%	171

Single Assessment Institution-Level Pass Rate Data: Traditional Teacher Preparation Program Within IHE


	HEOA - Title II 2018 - 2019 Academic Year
	Institution Name
	Institution Code
	State

KENTUCKY STATE UNIVERSITY
1368
Kentucky

February 3, 2020

Assessment Information ¹	Group	Number Taking Assessment	Number Passing Assessment	Institutional Pass Rate	Institutional Average Scaled Score	Assessment Cut Score ²	Statewide			
							Number Taking Assessment	Number Passing Assessment	Statewide Pass Rate	Statewide Average Scaled Score
ELEM ED MULTI SUBJ MATHEMATICS (DISC) (5033) Test Company: ETS Score Range: 100-200	All enrolled students who have completed all nonclinical courses, 2018-19						3			
	Other enrolled students, 2018-19									
	All program completers, 2018-19						1			
	All program completers, 2017-18						4			
	All program completers, 2016-17						25	22	88%	172
ELEM ED MULTI SUBJ MATHEMATICS (5003) Test Company: ETS Score Range: 100-200	All enrolled students who have completed all nonclinical courses, 2018-19	2				157	251	233	93%	177
	Other enrolled students, 2018-19						201	185	92%	175
	All program completers, 2018-19	2				157	800	787	98%	178
	All program completers, 2017-18	9				157	822	815	99%	178
	All program completers, 2016-17	4				157	749	746	100%	178
ELEM ED MULTI SUBJ READING LANG ARTS (DISC) (5032) Test Company: ETS Score Range: 100-200	All enrolled students who have completed all nonclinical courses, 2018-19						2			
	Other enrolled students, 2018-19									
	All program completers, 2018-19						1			
	All program completers, 2017-18						4			
	All program completers, 2016-17						25	24	96%	178
ELEM ED MULTI SUBJ READING LANG ARTS (5002) Test Company: ETS Score Range: 100-200	All enrolled students who have completed all nonclinical courses, 2018-19	2				157	255	231	91%	169
	Other enrolled students, 2018-19						222	197	89%	168
	All program completers, 2018-19	2				157	800	782	98%	171
	All program completers, 2017-18	8				157	817	806	99%	171
	All program completers, 2016-17	4				157	743	735	99%	172

Single Assessment Institution-Level Pass Rate Data: Traditional Teacher Preparation Program Within IHE

	HEOA - Title II 2018 - 2019 Academic Year
	Institution Name
	Institution Code
	State

KENTUCKY STATE UNIVERSITY
1368
Kentucky

February 3, 2020

Assessment Information ¹	Group	Number Taking Assessment	Number Passing Assessment	Institutional Pass Rate	Institutional Average Scaled Score	Assessment Cut Score ²	Statewide			
							Number Taking Assessment	Number Passing Assessment	Statewide Pass Rate	Statewide Average Scaled Score
ELEM ED MULTI SUBJ SCIENCES (DISC) (5035) Test Company: ETS Score Range: 100-200	All enrolled students who have completed all nonclinical courses, 2018-19						1			
	Other enrolled students, 2018-19									
	All program completers, 2018-19						1			
	All program completers, 2017-18						4			
	All program completers, 2016-17						25	23	92%	171
ELEM ED MULTI SUBJ SCIENCES (5005) Test Company: ETS Score Range: 100-200	All enrolled students who have completed all nonclinical courses, 2018-19	2				159	251	203	81%	169
	Other enrolled students, 2018-19						195	157	81%	167
	All program completers, 2018-19	2				159	797	751	94%	170
	All program completers, 2017-18	9				159	824	790	96%	170
	All program completers, 2016-17	4				159	752	738	98%	171
ELEM ED MULTI SUBJ SOCIAL STUDIES (DISC) (5034) Test Company: ETS Score Range: 100-200	All enrolled students who have completed all nonclinical courses, 2018-19						2			
	Other enrolled students, 2018-19									
	All program completers, 2018-19						1			
	All program completers, 2017-18						4			
	All program completers, 2016-17						24	23	96%	168
ELEM ED MULTI SUBJ SOCIAL STUDIES (5004) Test Company: ETS Score Range: 100-200	All enrolled students who have completed all nonclinical courses, 2018-19	2				155	249	183	73%	164
	Other enrolled students, 2018-19						208	164	79%	162
	All program completers, 2018-19	2				155	796	742	93%	165
	All program completers, 2017-18	9				155	821	780	95%	166
	All program completers, 2016-17	4				155	751	725	97%	166

Single Assessment Institution-Level Pass Rate Data: Traditional Teacher Preparation Program Within IHE




**HEOA - Title II
2018 - 2019 Academic Year**

Institution Name	KENTUCKY STATE UNIVERSITY
Institution Code	1368
State	Kentucky

February 3, 2020

Assessment Information ¹	Group	Number Taking Assessment	Number Passing Assessment	Institutional Pass Rate	Institutional Average Scaled Score	Assessment Cut Score ²	Statewide			
							Number Taking Assessment	Number Passing Assessment	Statewide Pass Rate	Statewide Average Scaled Score
ENGLISH LANGUAGE ARTS: CONTENT AND ANALYSIS (5039) Test Company: ETS Score Range: 100-200	All enrolled students who have completed all nonclinical courses, 2018-19						19	18	95%	182
	Other enrolled students, 2018-19						30	26	87%	175
	All program completers, 2018-19						66	64	97%	176
	All program completers, 2017-18						95	94	99%	177
	All program completers, 2016-17						79	78	99%	178
ENGLISH TO SPEAKERS OF OTHER LANGUAGES (DISC) (5361) Test Company: ETS Score Range: 100-200	All enrolled students who have completed all nonclinical courses, 2018-19									
	Other enrolled students, 2018-19									
	All program completers, 2018-19									
	All program completers, 2017-18						1			
	All program completers, 2016-17						1			
ENGLISH TO SPEAKERS OF OTHER LANGUAGES (5362) Test Company: ETS Score Range: 100-200	All enrolled students who have completed all nonclinical courses, 2018-19									
	Other enrolled students, 2018-19									
	All program completers, 2018-19						5			
	All program completers, 2017-18						2			
	All program completers, 2016-17									
FAMILY AND CONSUMER SCIENCES (5122) Test Company: ETS Score Range: 100-200	All enrolled students who have completed all nonclinical courses, 2018-19						2			
	Other enrolled students, 2018-19									
	All program completers, 2018-19						7			
	All program completers, 2017-18						7			
	All program completers, 2016-17						7			

Single Assessment Institution-Level Pass Rate Data: Traditional Teacher Preparation Program Within IHE


	HEOA - Title II 2018 - 2019 Academic Year
	Institution Name
	Institution Code
	State

KENTUCKY STATE UNIVERSITY
1368
Kentucky

February 3, 2020

Assessment Information ¹	Group	Number Taking Assessment	Number Passing Assessment	Institutional Pass Rate	Institutional Average Scaled Score	Assessment Cut Score ²	Statewide			
							Number Taking Assessment	Number Passing Assessment	Statewide Pass Rate	Statewide Average Scaled Score
FRENCH WORLD LANGUAGE (5174) Test Company: ETS Score Range: 100-200	All enrolled students who have completed all nonclinical courses, 2018-19									
	Other enrolled students, 2018-19									
	All program completers, 2018-19									
	All program completers, 2017-18						1			
	All program completers, 2016-17						3			
GERMAN WORLD LANGUAGE (5183) Test Company: ETS Score Range: 100-200	All enrolled students who have completed all nonclinical courses, 2018-19									
	Other enrolled students, 2018-19						1			
	All program completers, 2018-19									
	All program completers, 2017-18									
	All program completers, 2016-17						1			
HEALTH AND PE (DISC) (5856) Test Company: ETS Score Range: 100-200	All enrolled students who have completed all nonclinical courses, 2018-19									
	Other enrolled students, 2018-19						1			
	All program completers, 2018-19									
	All program completers, 2017-18									
	All program completers, 2016-17						1			
HEALTH AND PE (5857) Test Company: ETS Score Range: 100-200	All enrolled students who have completed all nonclinical courses, 2018-19						3			
	Other enrolled students, 2018-19						9			
	All program completers, 2018-19						34	32	94%	170
	All program completers, 2017-18						36	35	97%	169
	All program completers, 2016-17						26	25	96%	171

Single Assessment Institution-Level Pass Rate Data: Traditional Teacher Preparation Program Within IHE

	HEOA - Title II 2018 - 2019 Academic Year	
	Institution Name	KENTUCKY STATE UNIVERSITY
	Institution Code	1368
	State	Kentucky

February 3, 2020

Assessment Information ¹	Group	Number Taking Assessment	Number Passing Assessment	Institutional Pass Rate	Institutional Average Scaled Score	Assessment Cut Score ²	Statewide			
							Number Taking Assessment	Number Passing Assessment	Statewide Pass Rate	Statewide Average Scaled Score
HEALTH EDUCATION (5551) Test Company: ETS Score Range: 100-200	All enrolled students who have completed all nonclinical courses, 2018-19									
	Other enrolled students, 2018-19									
	All program completers, 2018-19									
	All program completers, 2017-18						1			
	All program completers, 2016-17						2			
INTERDIS EARLY CHILD EDUCATION (5023) Test Company: ETS Score Range: 100-200	All enrolled students who have completed all nonclinical courses, 2018-19						9			
	Other enrolled students, 2018-19						11	10	91%	177
	All program completers, 2018-19						60	58	97%	179
	All program completers, 2017-18	1				166	69	68	99%	179
	All program completers, 2016-17						72	72	100%	179
LATIN (5601) Test Company: ETS Score Range: 100-200	All enrolled students who have completed all nonclinical courses, 2018-19									
	Other enrolled students, 2018-19									
	All program completers, 2018-19									
	All program completers, 2017-18						1			
	All program completers, 2016-17						1			
MATH PROOFS MODELS PROBLEMS PART 1 (DISC) (0063) Test Company: ETS Score Range: 100-200	All enrolled students who have completed all nonclinical courses, 2018-19									
	Other enrolled students, 2018-19									
	All program completers, 2018-19									
	All program completers, 2017-18									
	All program completers, 2016-17						1			

Single Assessment Institution-Level Pass Rate Data: Traditional Teacher Preparation Program Within IHE




**HEOA - Title II
2018 - 2019 Academic Year**

Institution Name	KENTUCKY STATE UNIVERSITY
Institution Code	1368
State	Kentucky

February 3, 2020

Assessment Information ¹	Group	Number Taking Assessment	Number Passing Assessment	Institutional Pass Rate	Institutional Average Scaled Score	Assessment Cut Score ²	Statewide			
							Number Taking Assessment	Number Passing Assessment	Statewide Pass Rate	Statewide Average Scaled Score
MATHEMATICS CONTENT KNOWLEDGE (DISC) (0061) Test Company: ETS Score Range: 100-200	All enrolled students who have completed all nonclinical courses, 2018-19									
	Other enrolled students, 2018-19									
	All program completers, 2018-19									
	All program completers, 2017-18									
	All program completers, 2016-17						3			
MATHEMATICS CONTENT KNOWLEDGE (5161) Test Company: ETS Score Range: 100-200	All enrolled students who have completed all nonclinical courses, 2018-19						8			
	Other enrolled students, 2018-19	2				160	17	11	65%	156
	All program completers, 2018-19	1				160	37	33	89%	167
	All program completers, 2017-18	3				160	57	48	84%	163
	All program completers, 2016-17	1				160	59	44	75%	163
MIDDLE SCHOOL ENG LANG ARTS (5047) Test Company: ETS Score Range: 100-200	All enrolled students who have completed all nonclinical courses, 2018-19						14	6	43%	163
	Other enrolled students, 2018-19						21	11	52%	162
	All program completers, 2018-19						73	57	78%	168
	All program completers, 2017-18						70	64	91%	169
	All program completers, 2016-17						64	57	89%	170
MIDDLE SCHOOL MATHEMATICS (DISCONTINUED) (0069) Test Company: ETS Score Range: 100-200	All enrolled students who have completed all nonclinical courses, 2018-19									
	Other enrolled students, 2018-19									
	All program completers, 2018-19									
	All program completers, 2017-18									
	All program completers, 2016-17						4			

Single Assessment Institution-Level Pass Rate Data: Traditional Teacher Preparation Program Within IHE


	HEOA - Title II 2018 - 2019 Academic Year
	Institution Name
	Institution Code
	State

KENTUCKY STATE UNIVERSITY
1368
Kentucky

February 3, 2020

Assessment Information ¹	Group	Number Taking Assessment	Number Passing Assessment	Institutional Pass Rate	Institutional Average Scaled Score	Assessment Cut Score ²	Statewide			
							Number Taking Assessment	Number Passing Assessment	Statewide Pass Rate	Statewide Average Scaled Score
MIDDLE SCHOOL MATHEMATICS (5169) Test Company: ETS Score Range: 100-200	All enrolled students who have completed all nonclinical courses, 2018-19						29	23	79%	173
	Other enrolled students, 2018-19						36	29	81%	175
	All program completers, 2018-19						88	84	95%	175
	All program completers, 2017-18						109	105	96%	175
	All program completers, 2016-17						109	104	95%	177
MIDDLE SCHOOL SCIENCE (DISCONTINUED) (0439) Test Company: ETS Score Range: 100-200	All enrolled students who have completed all nonclinical courses, 2018-19									
	Other enrolled students, 2018-19						2			
	All program completers, 2018-19									
	All program completers, 2017-18						1			
	All program completers, 2016-17						1			
MIDDLE SCHOOL SCIENCE (5440) Test Company: ETS Score Range: 100-200	All enrolled students who have completed all nonclinical courses, 2018-19						13	12	92%	162
	Other enrolled students, 2018-19						22	20	91%	167
	All program completers, 2018-19						55	47	85%	159
	All program completers, 2017-18						74	63	85%	158
	All program completers, 2016-17						65	64	98%	163
MIDDLE SCHOOL SOCIAL STUDIES (5089) Test Company: ETS Score Range: 100-200	All enrolled students who have completed all nonclinical courses, 2018-19						17	14	82%	159
	Other enrolled students, 2018-19						23	22	96%	166
	All program completers, 2018-19						84	83	99%	166
	All program completers, 2017-18						111	104	94%	167
	All program completers, 2016-17						98	94	96%	167

Single Assessment Institution-Level Pass Rate Data: Traditional Teacher Preparation Program Within IHE

	HEOA - Title II 2018 - 2019 Academic Year
	Institution Name
	Institution Code
	State

KENTUCKY STATE UNIVERSITY
1368
Kentucky

February 3, 2020

Assessment Information ¹	Group	Number Taking Assessment	Number Passing Assessment	Institutional Pass Rate	Institutional Average Scaled Score	Assessment Cut Score ²	Statewide			
							Number Taking Assessment	Number Passing Assessment	Statewide Pass Rate	Statewide Average Scaled Score
MUSIC CONTENT & INSTRUCTION (5114) Test Company: ETS Score Range: 100-200	All enrolled students who have completed all nonclinical courses, 2018-19						20	15	75%	167
	Other enrolled students, 2018-19						12	9	75%	167
	All program completers, 2018-19	2				162	104	86	83%	167
	All program completers, 2017-18						103	92	89%	170
	All program completers, 2016-17	1				162	94	87	93%	169
PHYSICAL ED CONTENT AND DESIGN (5095) Test Company: ETS Score Range: 100-200	All enrolled students who have completed all nonclinical courses, 2018-19						8			
	Other enrolled students, 2018-19						4			
	All program completers, 2018-19						36	32	89%	172
	All program completers, 2017-18	2				169	45	41	91%	173
	All program completers, 2016-17	1				169	42	38	90%	173
PHYSICS CONTENT KNOWLEDGE (5265) Test Company: ETS Score Range: 100-200	All enrolled students who have completed all nonclinical courses, 2018-19									
	Other enrolled students, 2018-19						1			
	All program completers, 2018-19						4			
	All program completers, 2017-18						9			
	All program completers, 2016-17						5			
PRINC LEARNING AND TEACHING 5-9 (5623) Test Company: ETS Score Range: 100-200	All enrolled students who have completed all nonclinical courses, 2018-19						38	35	92%	176
	Other enrolled students, 2018-19						50	47	94%	176
	All program completers, 2018-19	1				160	209	206	99%	175
	All program completers, 2017-18						259	258	100%	175
	All program completers, 2016-17						242	241	100%	176

Single Assessment Institution-Level Pass Rate Data: Traditional Teacher Preparation Program Within IHE




**HEOA - Title II
2018 - 2019 Academic Year**

Institution Name	KENTUCKY STATE UNIVERSITY
Institution Code	1368
State	Kentucky

February 3, 2020

Assessment Information ¹	Group	Number Taking Assessment	Number Passing Assessment	Institutional Pass Rate	Institutional Average Scaled Score	Assessment Cut Score ²	Statewide			
							Number Taking Assessment	Number Passing Assessment	Statewide Pass Rate	Statewide Average Scaled Score
PRINC LEARNING AND TEACHING 7-12 (5624) Test Company: ETS Score Range: 100-200	All enrolled students who have completed all nonclinical courses, 2018-19	1				160	80	77	96%	178
	Other enrolled students, 2018-19	2				160	57	52	91%	173
	All program completers, 2018-19	3				160	324	322	99%	177
	All program completers, 2017-18	7				160	381	374	98%	177
	All program completers, 2016-17	2				160	395	394	100%	177
PRINC LEARNING AND TEACHING K-6 (5622) Test Company: ETS Score Range: 100-200	All enrolled students who have completed all nonclinical courses, 2018-19	2				160	214	205	96%	176
	Other enrolled students, 2018-19						104	99	95%	175
	All program completers, 2018-19	2				160	845	841	100%	177
	All program completers, 2017-18	9				160	907	905	100%	177
	All program completers, 2016-17	5				160	856	852	100%	177
SE CK AND MILD TO MODERATE APPL (5543) Test Company: ETS Score Range: 100-200	All enrolled students who have completed all nonclinical courses, 2018-19						29	29	100%	174
	Other enrolled students, 2018-19						36	33	92%	172
	All program completers, 2018-19	1				158	183	181	99%	174
	All program completers, 2017-18	1				158	182	182	100%	174
	All program completers, 2016-17	1				158	221	221	100%	174
SE CK AND SEVERE TO PROF APPL (5545) Test Company: ETS Score Range: 100-200	All enrolled students who have completed all nonclinical courses, 2018-19						11	11	100%	178
	Other enrolled students, 2018-19						2			
	All program completers, 2018-19						39	39	100%	178
	All program completers, 2017-18						47	47	100%	177
	All program completers, 2016-17						48	48	100%	175

Single Assessment Institution-Level Pass Rate Data: Traditional Teacher Preparation Program Within IHE


	HEOA - Title II 2018 - 2019 Academic Year
	Institution Name
	Institution Code
	State

KENTUCKY STATE UNIVERSITY
1368
Kentucky

February 3, 2020

Assessment Information ¹	Group	Number Taking Assessment	Number Passing Assessment	Institutional Pass Rate	Institutional Average Scaled Score	Assessment Cut Score ²	Statewide			
							Number Taking Assessment	Number Passing Assessment	Statewide Pass Rate	Statewide Average Scaled Score
SE CORE KNOWLEDGE & APPLICATIONS (5354) Test Company: ETS Score Range: 100-200	All enrolled students who have completed all nonclinical courses, 2018-19						13	13	100%	174
	Other enrolled students, 2018-19						2			
	All program completers, 2018-19						33	33	100%	181
	All program completers, 2017-18						36	36	100%	179
	All program completers, 2016-17						23	22	96%	176
SE TEACHING STU WVISUAL IMPAIRMENT (5282) Test Company: ETS Score Range: 100-200	All enrolled students who have completed all nonclinical courses, 2018-19									
	Other enrolled students, 2018-19									
	All program completers, 2018-19									
	All program completers, 2017-18						1			
	All program completers, 2016-17									
SOCIAL STUDIES CONTENT & INTERPRETATION (5086) Test Company: ETS Score Range: 100-200	All enrolled students who have completed all nonclinical courses, 2018-19						31	27	87%	164
	Other enrolled students, 2018-19						30	24	80%	162
	All program completers, 2018-19	1				153	64	61	95%	164
	All program completers, 2017-18	1				153	84	84	100%	168
	All program completers, 2016-17						110	105	95%	166
SPANISH WORLD LANGUAGE (5195) Test Company: ETS Score Range: 100-200	All enrolled students who have completed all nonclinical courses, 2018-19						3			
	Other enrolled students, 2018-19						3			
	All program completers, 2018-19						14	8	57%	168
	All program completers, 2017-18						24	20	83%	176
	All program completers, 2016-17						14	8	57%	166

Single Assessment Institution-Level Pass Rate Data: Traditional Teacher Preparation Program Within IHE

	HEOA - Title II 2018 - 2019 Academic Year	
	Institution Name	KENTUCKY STATE UNIVERSITY
	Institution Code	1368
	State	Kentucky

February 3, 2020

Assessment Information ¹	Group	Number Taking Assessment	Number Passing Assessment	Institutional Pass Rate	Institutional Average Scaled Score	Assessment Cut Score ²	Statewide			
							Number Taking Assessment	Number Passing Assessment	Statewide Pass Rate	Statewide Average Scaled Score
SPEECH LANGUAGE PATHOLOGY (5331) Test Company: ETS Score Range: 100-200	All enrolled students who have completed all nonclinical courses, 2018-19									
	Other enrolled students, 2018-19									
	All program completers, 2018-19						30	30	100%	178
	All program completers, 2017-18						31	31	100%	177
	All program completers, 2016-17						24	24	100%	174
TECHNOLOGY EDUCATION (5051) Test Company: ETS Score Range: 100-200	All enrolled students who have completed all nonclinical courses, 2018-19									
	Other enrolled students, 2018-19									
	All program completers, 2018-19									
	All program completers, 2017-18									
	All program completers, 2016-17						1			
THEATRE (5641) Test Company: ETS Score Range: 100-200	All enrolled students who have completed all nonclinical courses, 2018-19						1			
	Other enrolled students, 2018-19						1			
	All program completers, 2018-19						1			
	All program completers, 2017-18						2			
	All program completers, 2016-17						1			

Note: In cases where there are less than ten students taking the assessment or license/certificate, the number passing and pass rate are not reported.

¹Tests with multiple delivery options (computer, paper, etc.) will be noted with the assessment code for one format only.

²Cut scores may vary for groups depending upon when the cut scores are established by the state and when each group completed their teacher certification or licensure assessment.